

2022 Attitude Survey of Setagaya Residents (Summary)

(Conducted in May 2022)

The Attitude Survey of Setagaya Residents (Summary) is the summary of the 2022 Attitude Survey of Setagaya Residents conducted in May 2022 and has been prepared so that a wider range of city residents may be informed about it.

This year's survey included topics for understanding changes that occur over time such as "Permanent Residence" and "Reception of City Staff," and in addition to these, ones regarding the City's Basic Plan, dementia, and COVID-19.

The results of the survey are used as basic data for carrying out the mission of the city government.

Those who wish further information may view the full 2022 Attitude Survey of Setagaya Residents at the City Civic Information Centers, City Civic Information Corners, city libraries, and on the city website.

Survey Outline

Sample	Male and female Setagaya City residents at least 18 years of age
Sample Size	4,000 people (Breakdown: 3,901 Japanese nationals, 99 foreign nationals)
Sample Method	Two stage stratified random sampling
Methodology	Distributed by postal mail and responses collected by postal mail or via the Internet
Survey Period	May 19 – June 2, 2022
Effective Responses	1,923 (Breakdown: 1,896 Japanese nationals, 27 foreign nationals)
Effective Responses Rate	48.1% (Breakdown: 67.6% [1,300] responded by postal mail, 32.4% [623] responded via Internet)

* With regard to questions that have the same content as questions asked in previous surveys, the date is the most recent available.

Respondent Attributes

- 1 Intention of Permanent Residence
- 2 City Government
- 3 The City's Basic Plan
- 4 Reception of City-Staff
- 5 Furusato Nozei
(Hometown Tax Donations)
- 6 Welfare and Healthcare
- 7 Dementia
- 8 Where to Consult Regarding Worries or Concerns
- 9 Disabled Support Initiatives
- 10 Child Raising and Environment for Children
- 11 Local Community
- 12 Public Facilities
- 13 Disaster Preparations
- 14 Gender Equality
- 15 Multicultural Coexistence
- 16 Cultural Activities
- 17 Sports
- 18 Smoking Etiquette
- 19 Agriculture
- 20 Parks
- 21 Municipal Sidewalks
- 22 COVID-19
- 23 Distribution of Information in the City

September 2022



City of Setagaya

The items in this year's survey are as follows: The ones marked with a ★ are covered in this summary

1 Intention of Permanent Residence

- (1) Number of years of residence
- ★ (2) Satisfaction with current day-to-day life
- ★ (3) Livability
- ★ (4) Intention of permanent residence
- (5) Reasons for wanting to reside here permanently
- (6) Reasons for not wanting to reside here permanently
- ★ (7) Difficulties faced in day-to-day life in the area

2 City Government

- ★ (1) Initiatives which the city should actively pursue

3 The City's Basic Plan

- (1) Which of the Basic Plan's six priority policies people think progress is being made on
- ★ (2) Efforts people expect to be included in the next Basic Plan
- (3) Efforts people expect from the city when they are participating in local government or doing activities in the region

4 Reception of City-Staff

- ★ (1) Counter Services and Responses
- ★ (2) Good impression
- ★ (3) Bad impression
- ★ (4) Points to pay attention to regarding staff service

5 Furusato Nozei (Hometown Tax Donations)

- ★ (1) Experience of Furusato Nozei
- (2) Reasons for making Furusato Nozei donations
- (3) Reasons for not making Furusato Nozei donations
- ★ (4) Awareness of the reduction in tax revenue from city residents due to Furusato Nozei

6 Welfare and Healthcare

- ★ (1) Awareness of Welfare Hotlines
- (2) Residence intentions in the event of needing nursing or medical care
- ★ (3) Awareness of in-home medical care
- ★ (4) Awareness of ACP (Advance Care Planning)
- (5) Discussing how to spend the final years of life

7 Dementia

- ★ (1) Awareness of the "Setagaya City Hope Ordinance on Coexistence with People with Dementia"
- (2) How people feel about dementia
- (3) How people would want to live if they got dementia
- ★ (4) What people want to do to make the city easier to live in if they get dementia

8 Where to Consult Regarding Worries or Concerns

- ★ (1) Awareness of medical facilities and government agencies offering hotline services
- (2) Where to Consult Regarding Worries or Concerns

9 Disabled Support Initiatives

- ★ (1) Awareness of the Act to Eliminate Discrimination against Persons with Disabilities
- ★ (2) Awareness that the city is a Host Town of a Harmonious and Inclusive Society

10 Child Raising and Environment for Children

- ★ (1) Child raising environment in Setagaya City
- (2) Having someone to consult about bringing up children
- (3) Awareness of Setagaya Neuvola
- (4) Adults' involvement in children's playing outdoors

11 Local Community

- ★ (1) Intent to participate, and experience participating in, community activities
- (2) Regional organizations people are participating in
- (3) Types of regional activities people are participating in
- (4) Membership in neighborhood and community associations
- (5) Reasons for not joining any neighborhood or community associations
- (6) Expectations of neighborhood and community associations

12 Public Facilities

- ★ (1) How often people use the accessible assembly facilities
- (2) Reasons for not using the accessible assembly facilities

13 Disaster Preparations

- (1) Disaster prevention measures
- (2) Keeping a stock of water and food
- ★ (3) Awareness of the community disaster prevention plan
- ★ (4) Awareness of the hazard map
- (5) Utilization of the hazard map

14 Gender Equality

- ★ (1) Opinion on the idea that men should work and women should remain in the home
- (2) Awareness of the Act on the Prevention of Spousal Violence and the Protection of Victims
- ★ (3) Thoughts concerning domestic violence
- (4) Whom to consult when domestic violence has occurred
- (5) Awareness of the term "sexual minority"

15 Multicultural Coexistence

- ★ (1) Sufficiency of Setagaya City's initiatives to achieve a society of multicultural coexistence

16 Cultural Activities

- (1) Awareness of the cultural resources in the city
- ★ (2) Satisfaction with the cultural resources environment in Setagaya City

17 Sports

- ★ (1) Number of times residents exercised or participated in sports over the past year
- (2) Changes in the sports environment due to the COVID-19 pandemic
- (3) Future provision of sports facilities

18 Smoking Etiquette

- ★ (1) Satisfaction with smoking etiquette in area of residence

19 Agriculture

- ★ (1) Awareness of the city's agricultural parks

20 Parks

- ★ (1) Awareness of the park expansion projects

21 Municipal Sidewalks

- ★ (1) Level of satisfaction with the sidewalks
- (2) Reasons for thinking that the sidewalks are in bad condition

22 COVID-19

- ★ (1) The effects of the COVID-19 pandemic on your work and lifestyle
- (2) Opportunities to communicate during the COVID-19 pandemic

23 Distribution of Information in the City

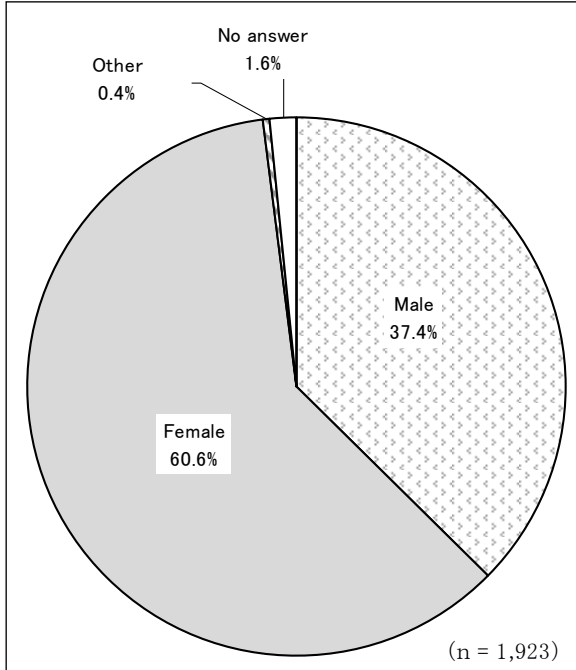
- ★ (1) Where people get information about COVID-19 from in the city
- (2) Digital media that are easy to get information from
- (3) Awareness of the support with making COVID-19 vaccination appointments
- (4) Utilization of smartphones

Understanding the Graphs

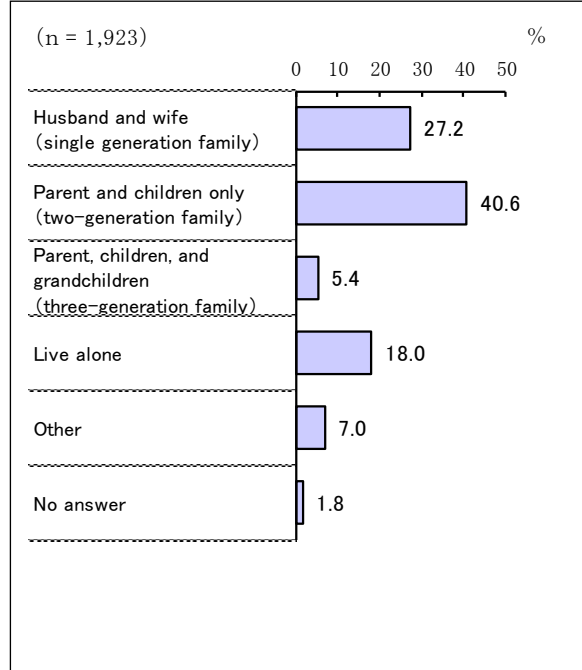
- 1 Only one response was selected for a given question unless it was stated “(multiple responses).”
- 2 Totals for some questions may not reach 100.0% due to rounding off to one decimal place.
- 3 Totals may exceed 100.0% where multiple responses are allowed for a given question.
- 4 The letter “n” inside the graphs represent the number of residents who responded to the given question.

Respondent Attributes

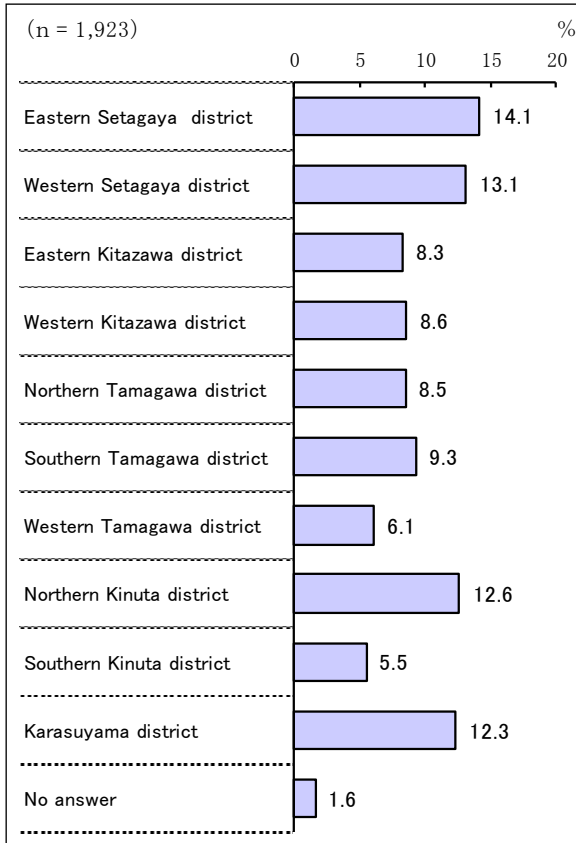
(1) Sex



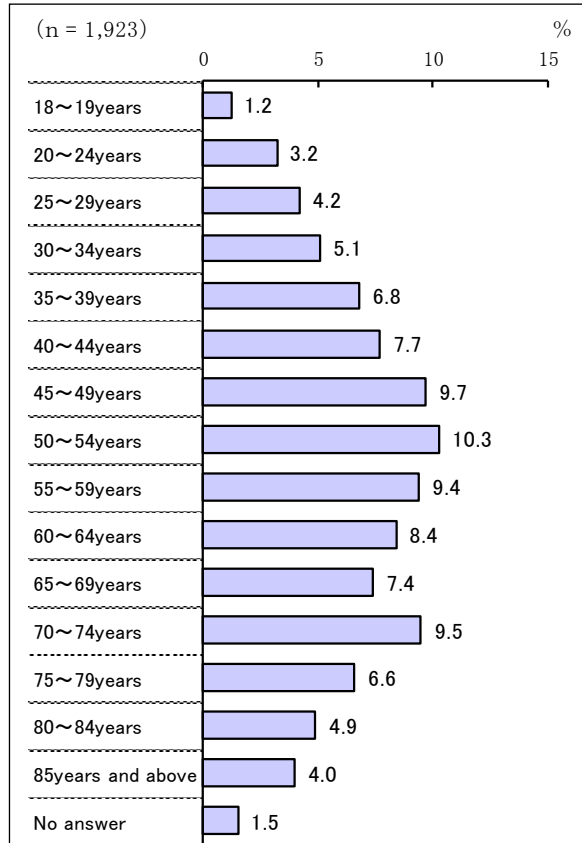
(2) Family composition



(3) Area of residence

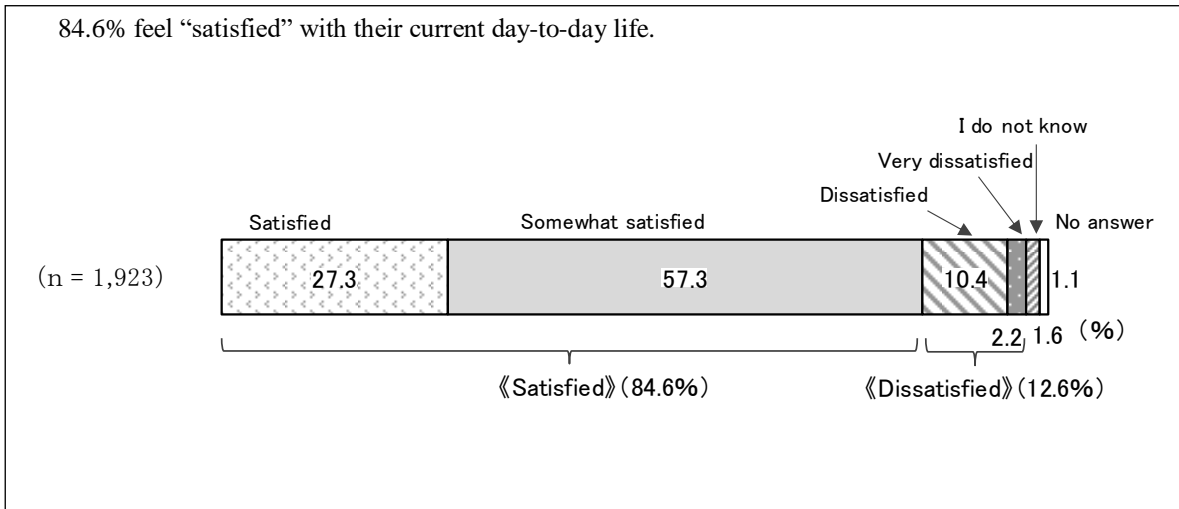


(4) Age

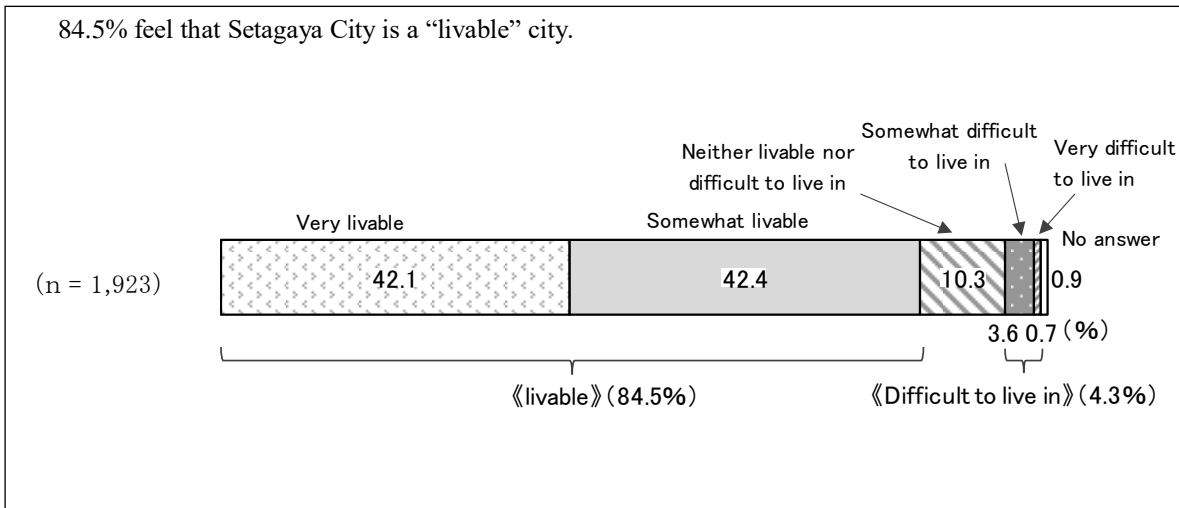


1. Intention of Permanent Residence

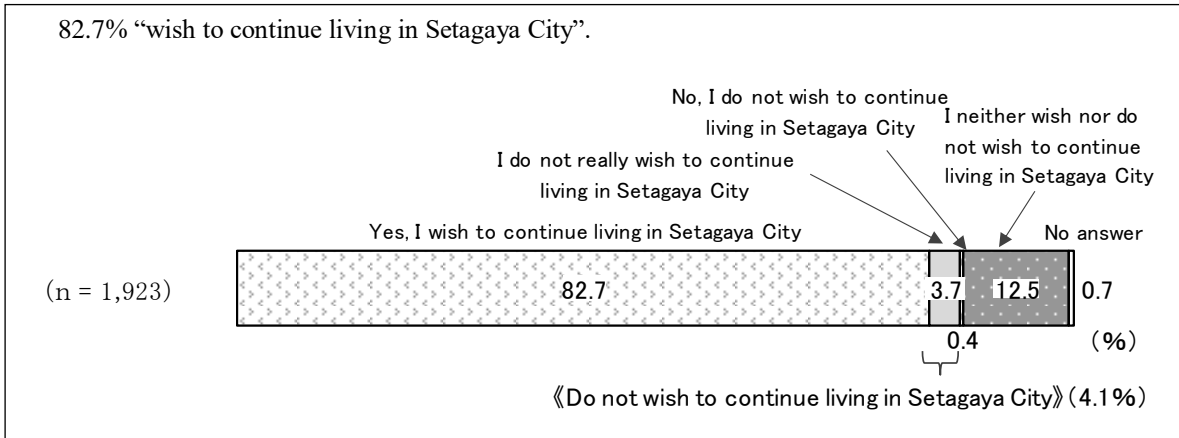
● Satisfaction with current day-to-day life



● Livability

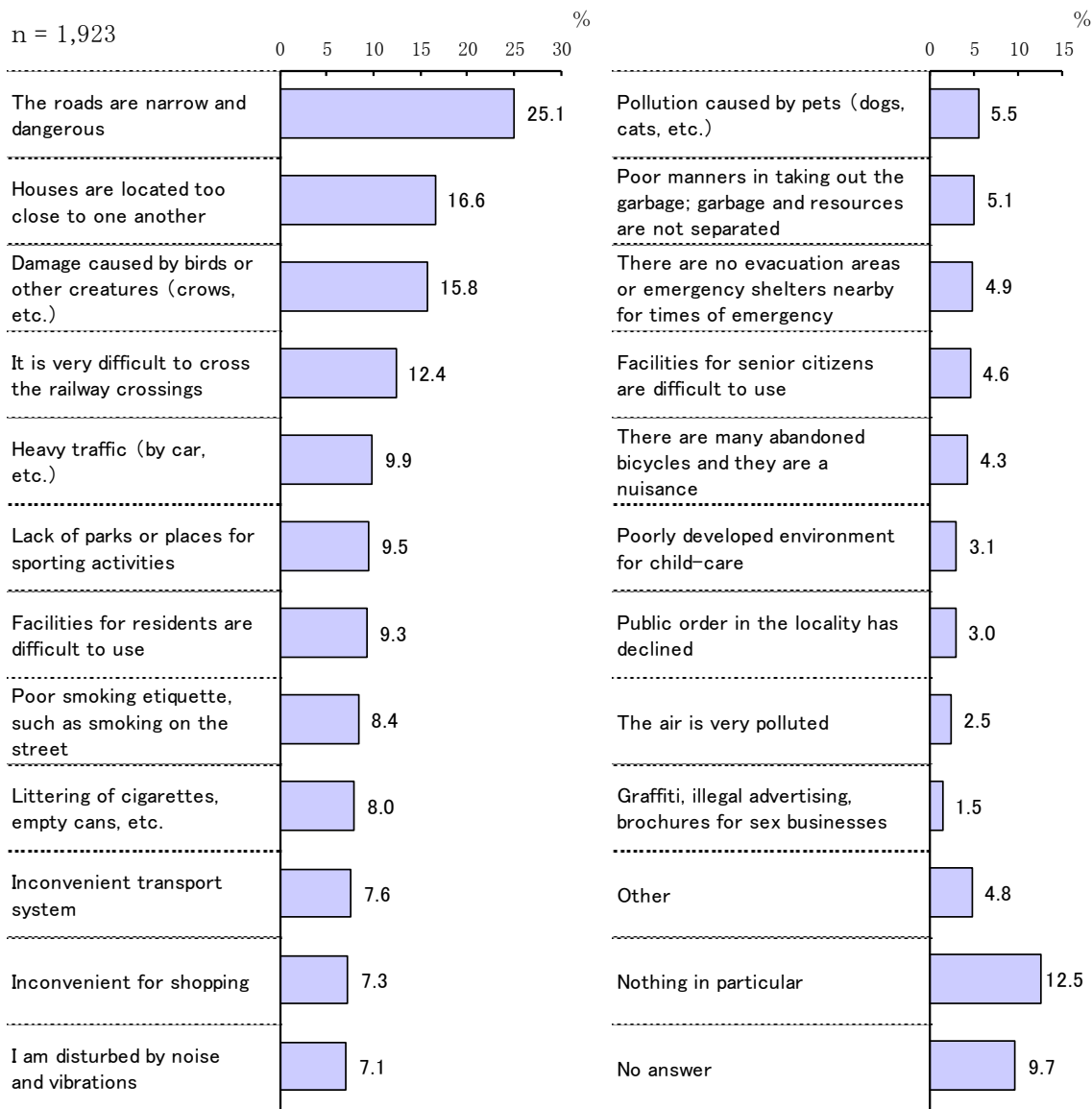


● Intention of permanent residence



● Difficulties faced in day-to-day life in the area (multiple responses)

The highest response was “The roads are narrow and dangerous” (25.1%), followed by “Houses are located too close to one another”, “Damage caused by birds or other creatures”, etc.



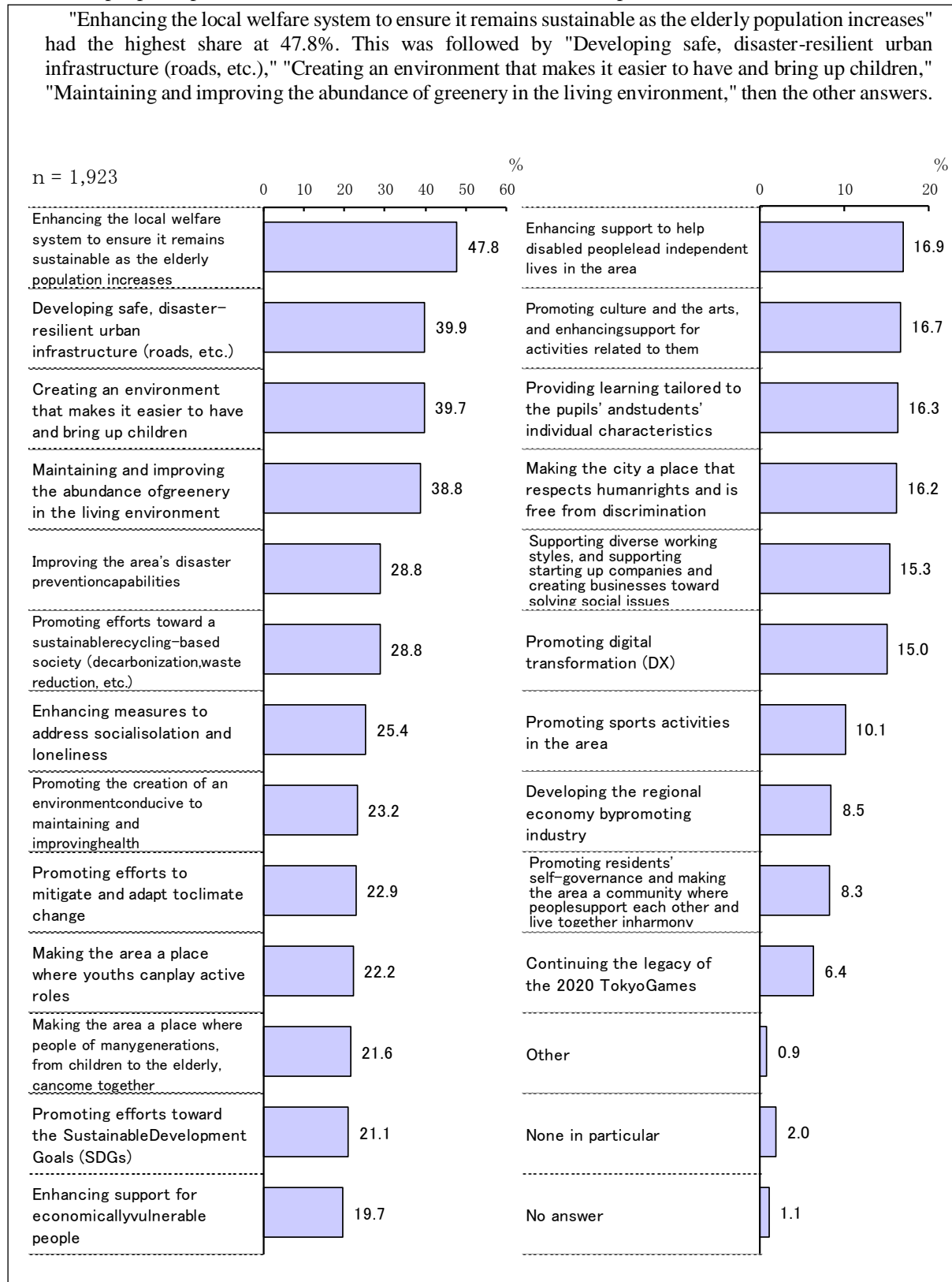
2. City Government

● Initiatives which the city should actively pursue (multiple responses)



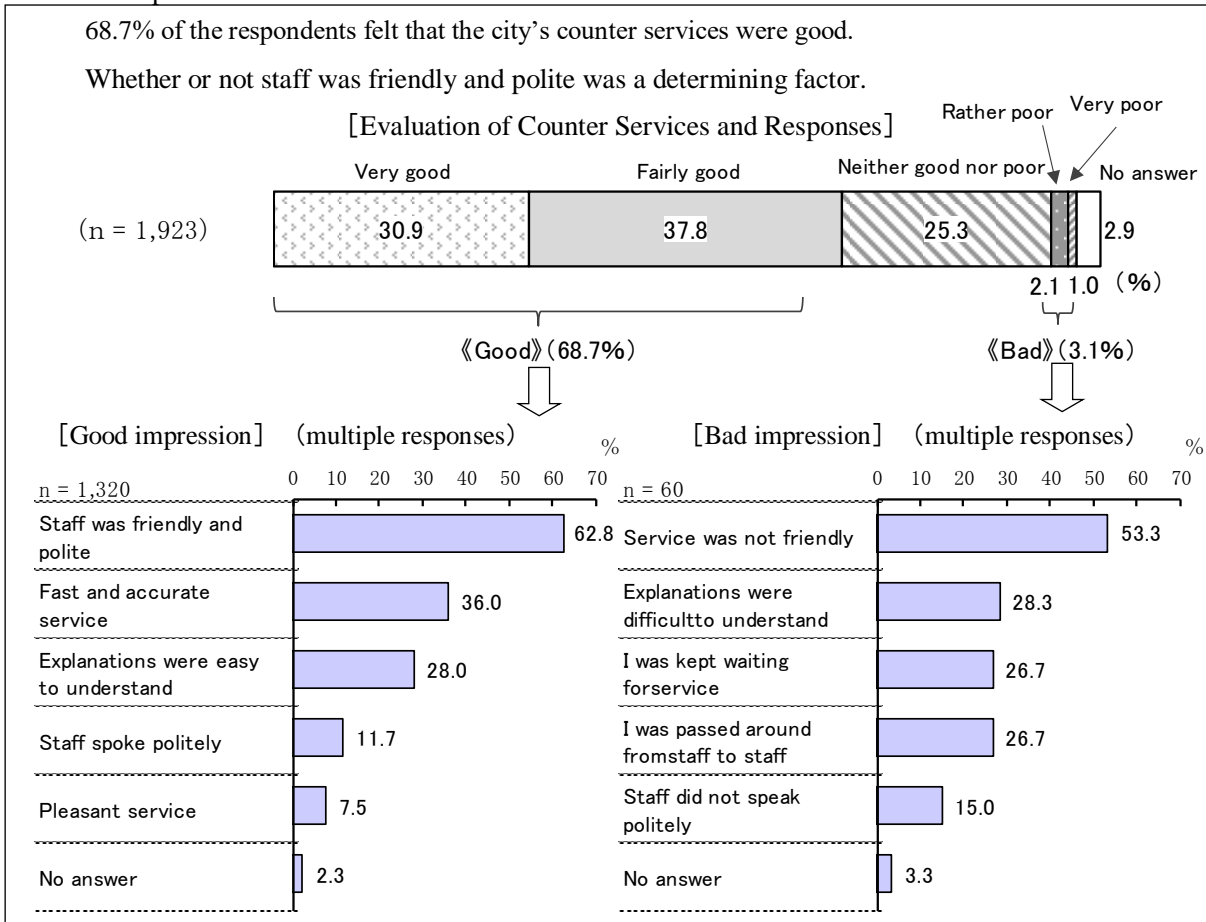
3. The City's Basic Plan

● Efforts people expect to be included in the next Basic Plan (Multiple answers)

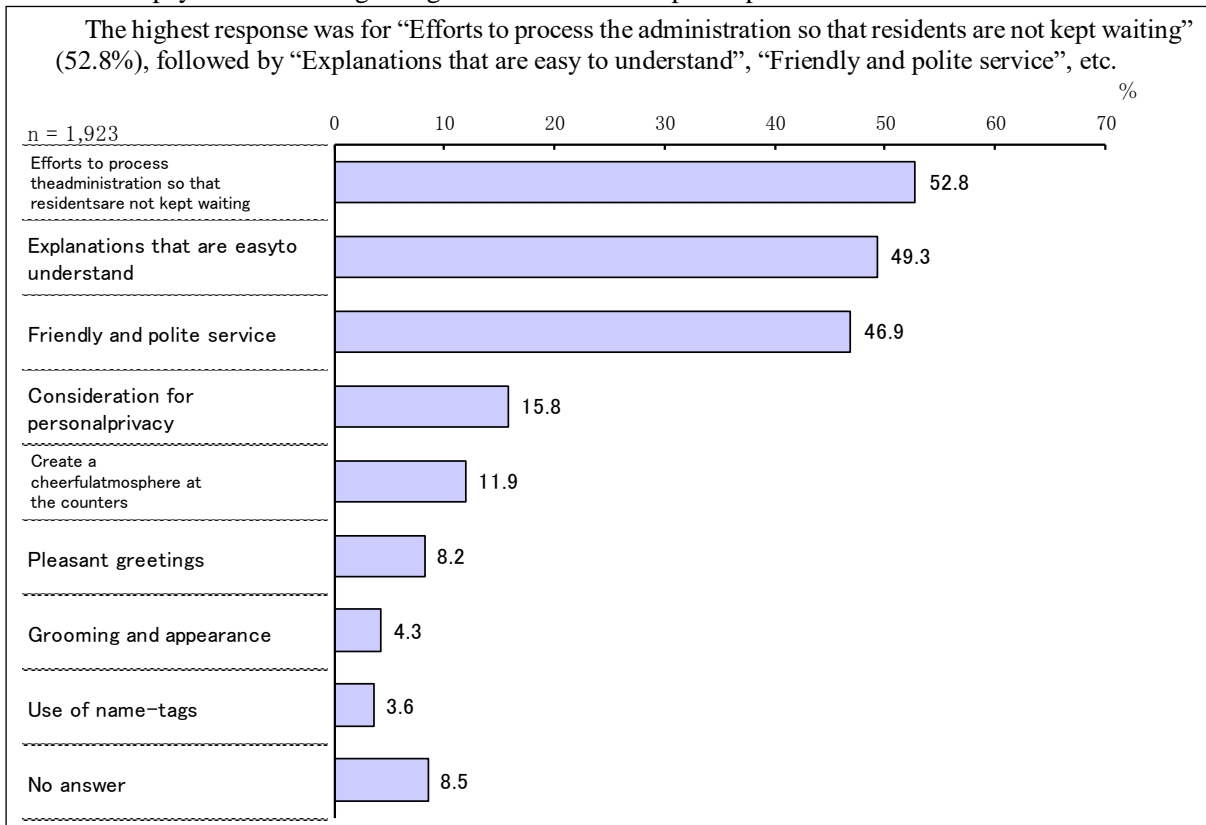


4. Reception of City-Staff

- Evaluation of the city government’s counter services and responses, and those which left good and bad impressions



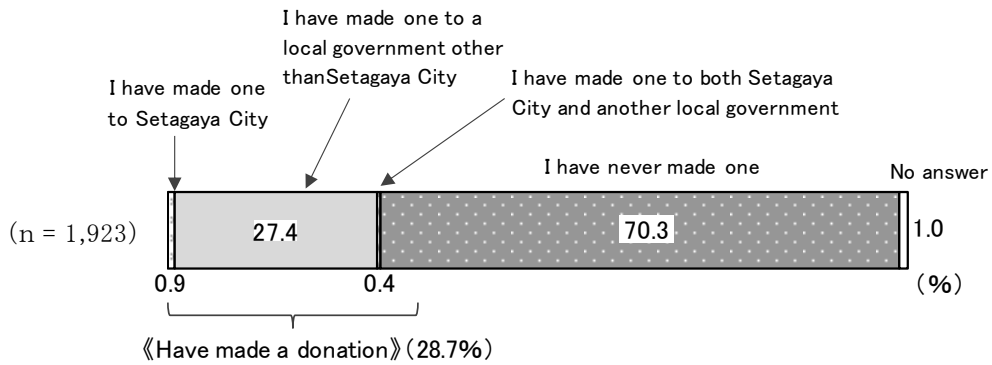
- Points to pay attention to regarding staff service (multiple responses)



5. Furusato Nozei (Hometown Tax Donations)

● Experience of Furusato Nozei

Regarding experience of Furusato Nozei donations, 28.7% of people said that they had made a one. However, only 1.3% of them had made one to Setagaya City, with the majority having made one to another local government.



● Awareness of the reduction in tax revenue from city residents due to Furusato Nozei

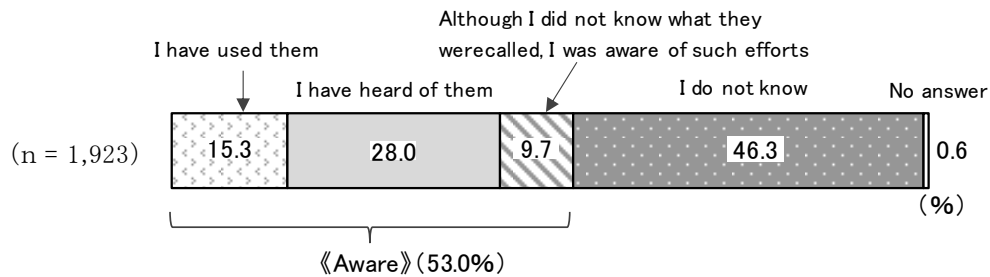
Regarding whether they were aware of the reduction in tax revenue from city residents due to Furusato Nozei, 40.5% of people replied "Yes" and 58.2% "No."



6. Welfare and Healthcare

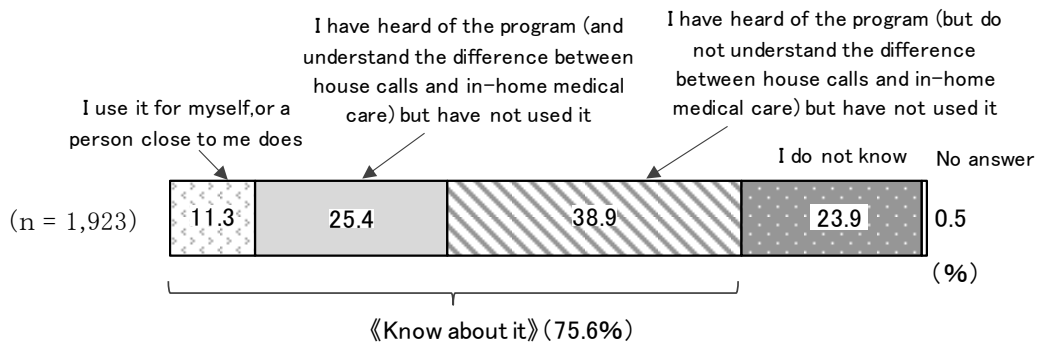
● Awareness of Welfare Hotlines

When respondents were asked if they were aware of the Welfare Hotlines provided by the City for receiving consultation inquiries, 28.0% said that "I have heard of them", 15.3% said that "I have used them", and 9.7% said that "Although I did not know what they were called, I was aware of such efforts"; thus 53.0% of respondents were aware of the Welfare Hotlines, while 46.3% said that "I do not know".



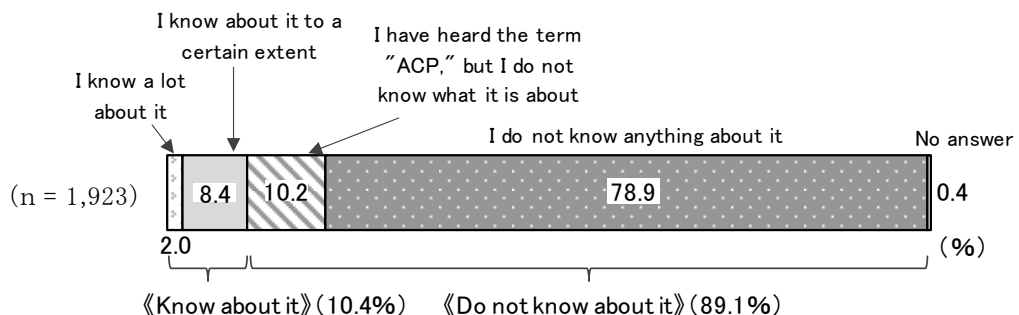
● Awareness of in-home medical care

Asked how aware they were of in-home medical care, 38.9% of people replied "I have heard of the program (but do not understand the difference between house calls and in-home medical care) but have not used it," 25.4% "I have heard of the program (and understand the difference between house calls and in-home medical care) but have not used it," and 11.3% "I use it for myself, or a person close to me does," giving a total of 75.6% who said they knew about it. 23.9% said they did not know about it.



● Awareness of ACP (Advance Care Planning)

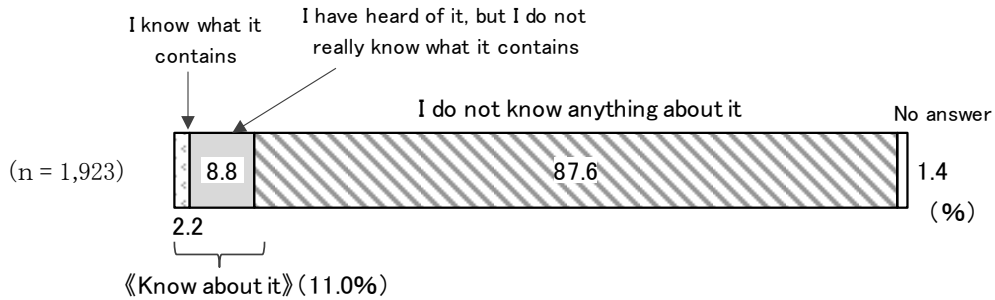
Asked how aware they were of ACP (Advanced Care Planning), 8.4% of people replied "I know about it to a certain extent" and 2.0% "I know a lot about it," giving a total of 10.4% who said they knew about it. 10.2% replied "I have heard the term 'ACP,' but I do not know what it is about" and 78.9% "I do not know anything about it," giving a total of 89.1% who said they did not know about it.



7. Dementia

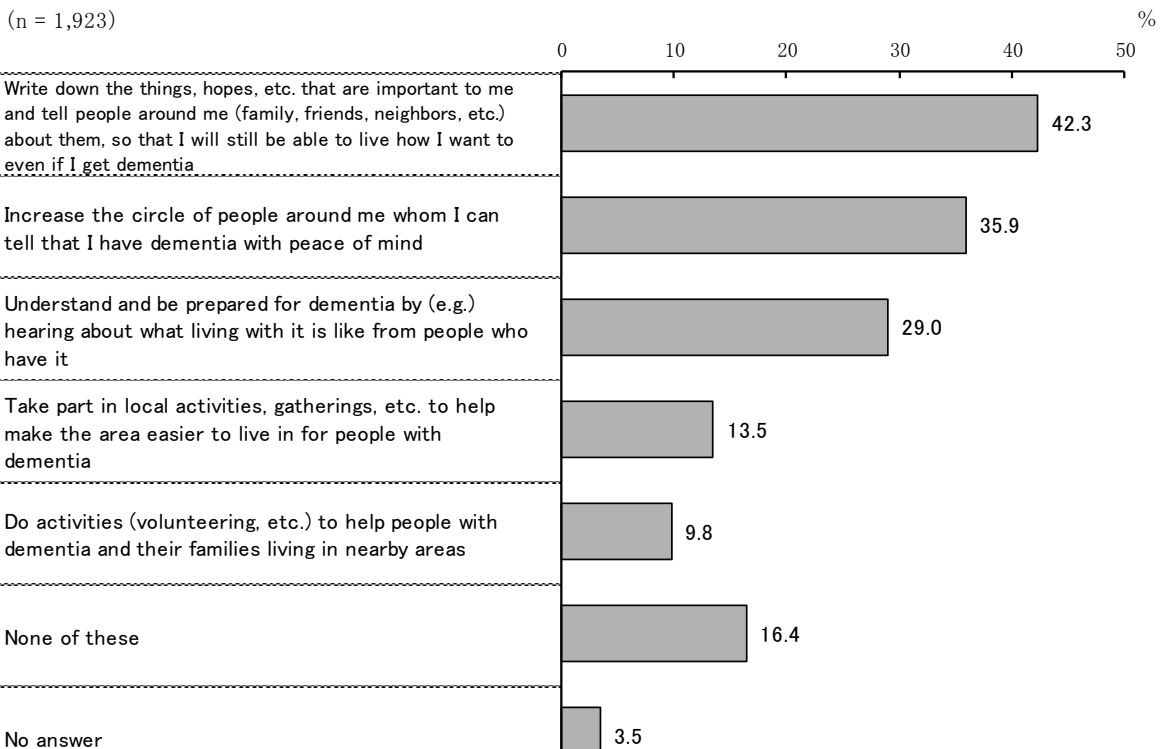
● Awareness of the "Setagaya City Hope Ordinance on Coexistence with People with Dementia"

Asked how aware they were of the "Setagaya City Hope Ordinance on Coexistence with People with Dementia," 8.8% of people replied "I have heard of it, but I do not really know what it contains" and 2.2% "I know what it contains," giving a total of 11.0% who said they knew about it. 87.6% replied "I do not know anything about it."



● What people want to do to make the city easier to live in if they get dementia


Asked what they want to do to make the city easier to live in if they get dementia, 42.3% of people replied "Write down the things, hopes, etc. that are important to me and tell people around me (family, friends, neighbors, etc.) about them, so that I will still be able to live how I want to even if I get dementia." This was the top answer, and was followed by "Increase the circle of people around me whom I can tell that I have dementia with peace of mind," "Understand and be prepared for dementia by (e.g.) hearing about what living with it is like from people who have it," then the other answers.



8. Where to Consult Regarding Worries or Concerns

● Awareness of medical facilities and government agencies offering hotline services

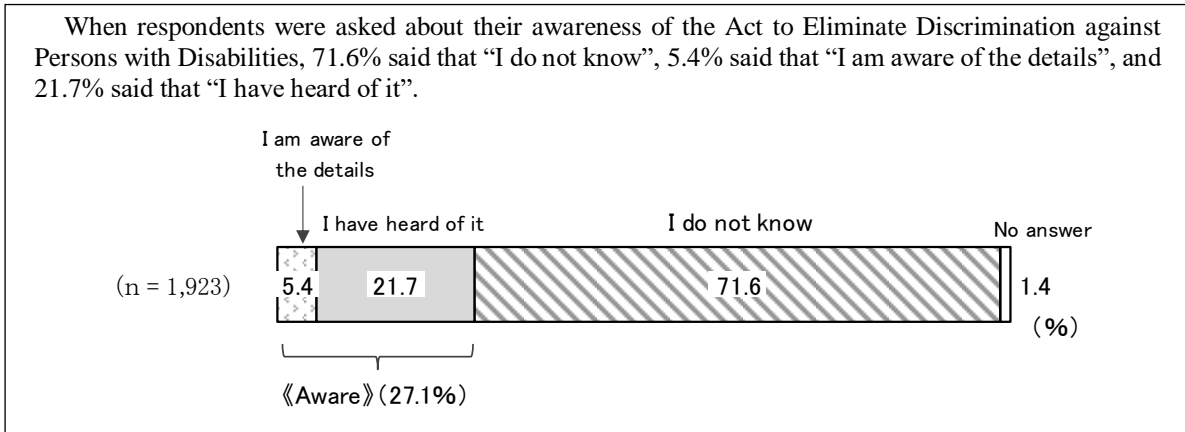
When respondents were asked about their awareness of medical facilities and government agencies offering specialized hotline services, 52.0% said "I do not know" and 46.6% said "I know".



9. Disabled Support Initiatives

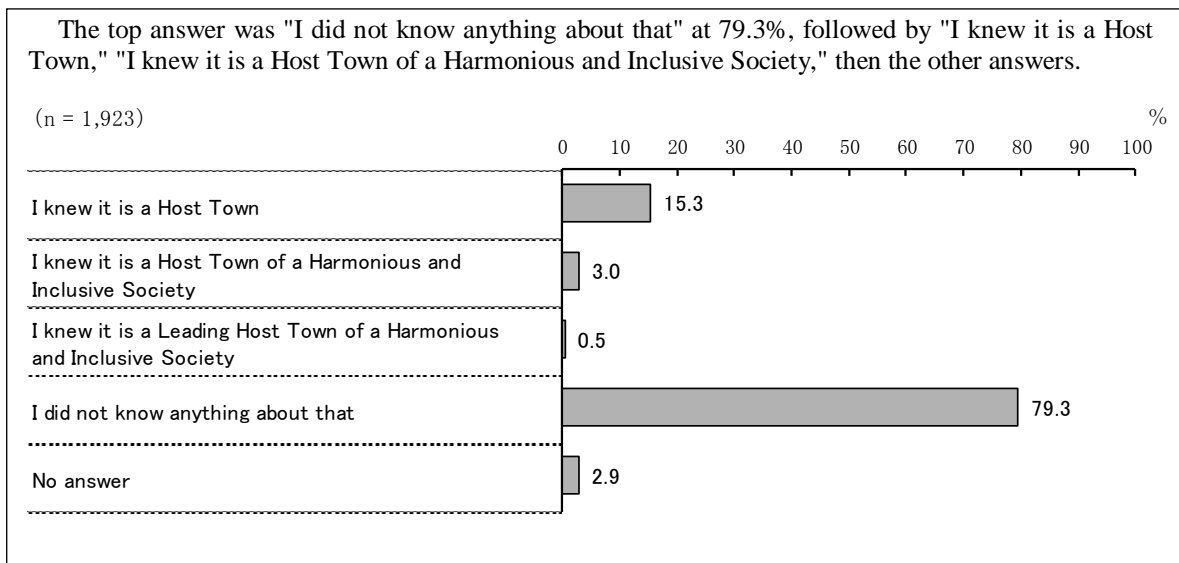
● Awareness of the Act to Eliminate Discrimination against Persons with Disabilities

When respondents were asked about their awareness of the Act to Eliminate Discrimination against Persons with Disabilities, 71.6% said that "I do not know", 5.4% said that "I am aware of the details", and 21.7% said that "I have heard of it".



● Awareness that the city is a Host Town of a Harmonious and Inclusive Society (Multiple answers)

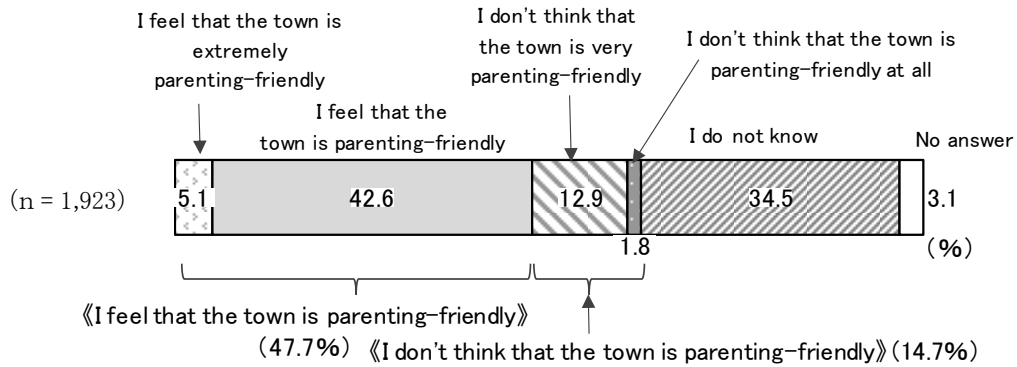
The top answer was "I did not know anything about that" at 79.3%, followed by "I knew it is a Host Town," "I knew it is a Host Town of a Harmonious and Inclusive Society," then the other answers.



10. Child Raising and Environment for Children

● Child raising environment in Setagaya City


When asked about the child-rearing environment in Setagaya City, 5.1% of people replied that "I feel that the town is extremely parenting-friendly," and 42.6% said that "I feel that the town is parenting-friendly," giving a total of 47.7% who said that "I feel that the town is parenting-friendly". 12.9% of people replied that "I don't think that the town is very parenting-friendly," and 1.8% said that "I don't think that the town is parenting-friendly at all," giving a total of 14.7% who said that "I don't think that the town is parenting-friendly".



11. Local Community

● Intent to participate, and experience participating in, community activities

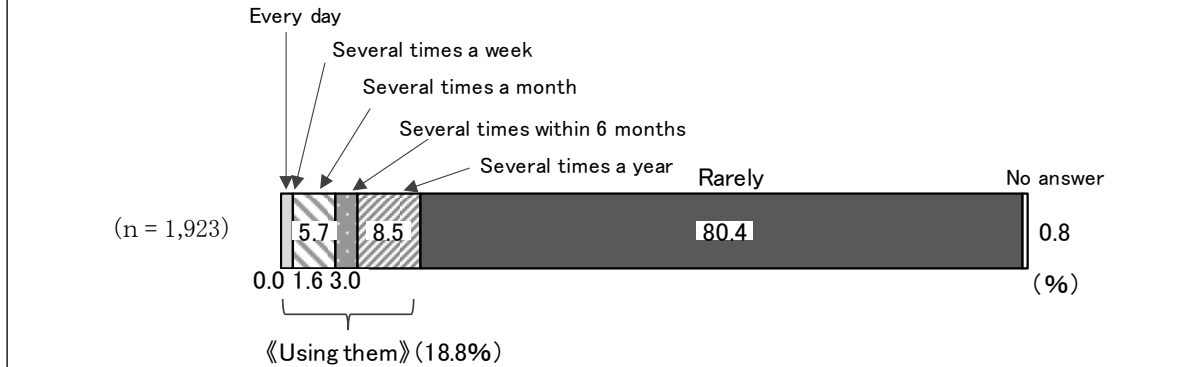
When asked whether they are participating in local community activities, 12.9% of people replied that "I do participate," and 11.5% said that "I do not participate now, but I would like to in the future," giving a total of 24.4% who said that "I do participate or I would like to in the future". 72.4% of people replied that "I do not participate".



12. Public Facilities

● How often people use the accessible assembly facilities

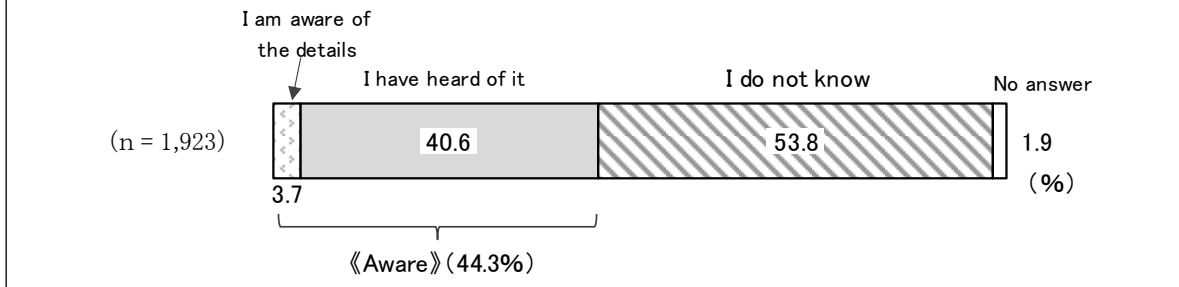
Asked how often they use the accessible community assembly facilities (community halls and residents' meeting rooms), 0.0% of people replied "Every day," 1.6% "Several times a week," 5.7% "Several times a month," 3.0% "Several times within 6 months," and 8.5% "Several times a year," giving a total of 18.8% who said they use them. 80.4% replied "Rarely." 0.8% replied "No answer."



13. Disaster Preparations

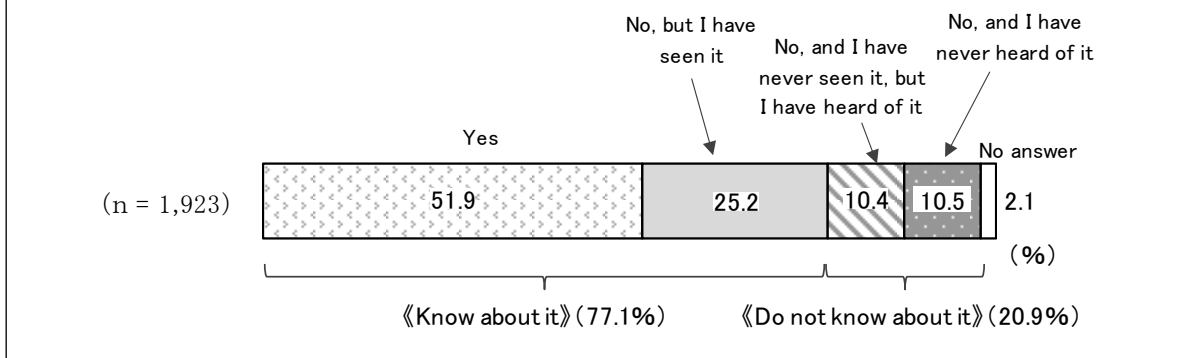
● Awareness of the community disaster prevention plan

When respondents were asked about their awareness of the community disaster prevention plan, 3.7% said that "I am aware of the details", and 40.6% said that "I have heard of it"; thus 44.3% of respondents overall were aware of the community disaster prevention plan, while 53.8% said that "I do not know". 1.9% replied "No answer".



● Awareness of the hazard map

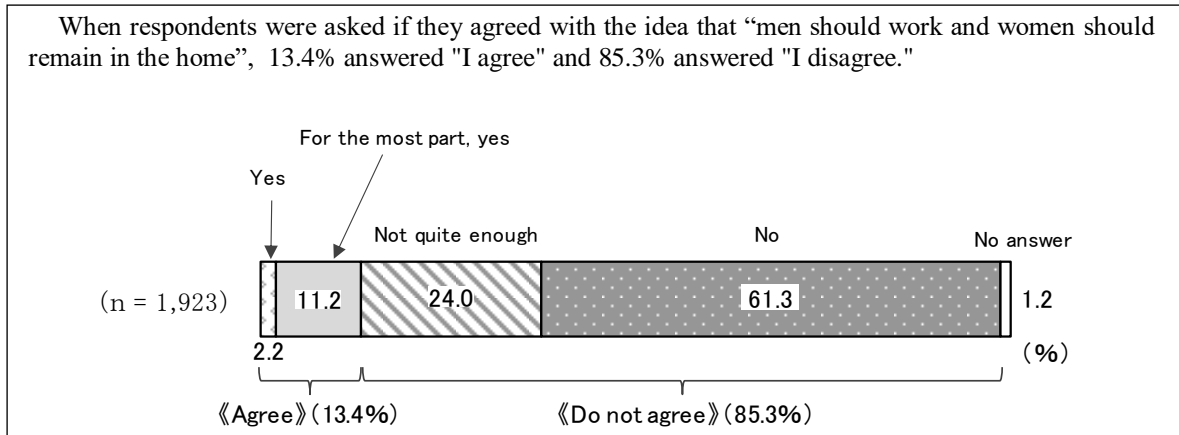
Asked how aware they were of the hazard map, 51.9% of people replied that "Yes," they had a copy and 25.2% replied "No, but I have seen it," giving a total of 77.1% who said they knew about it. 10.4% replied "No, and I have never seen it, but I have heard of it" and 10.5% "No, and I have never heard of it," giving a total of 20.9% who said they did not know about it. 2.1% replied "No answer".



14. Gender Equality

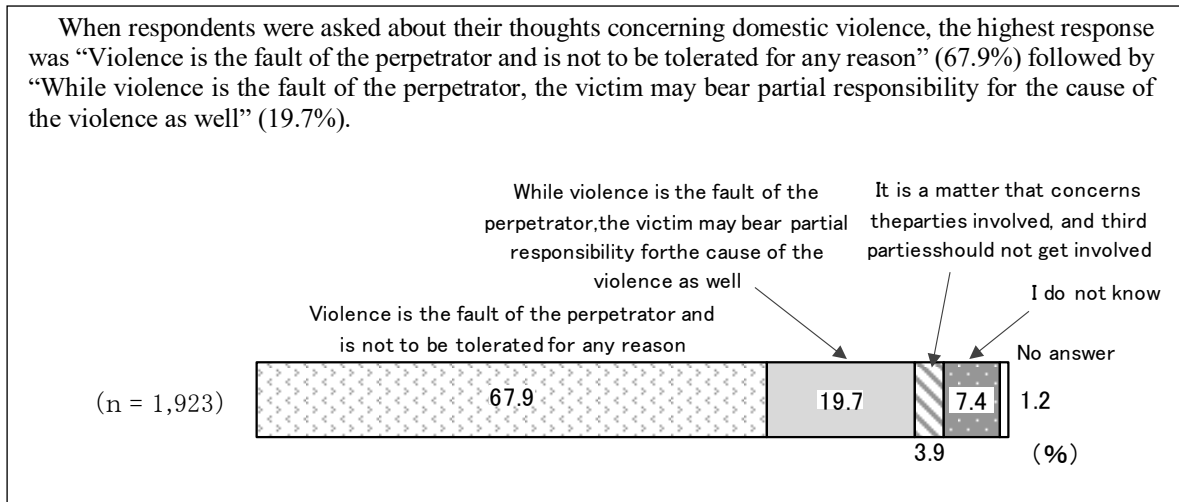
● Opinion on the idea that men should work and women should remain in the home

When respondents were asked if they agreed with the idea that “men should work and women should remain in the home”, 13.4% answered "I agree" and 85.3% answered "I disagree."



● Thoughts concerning domestic violence

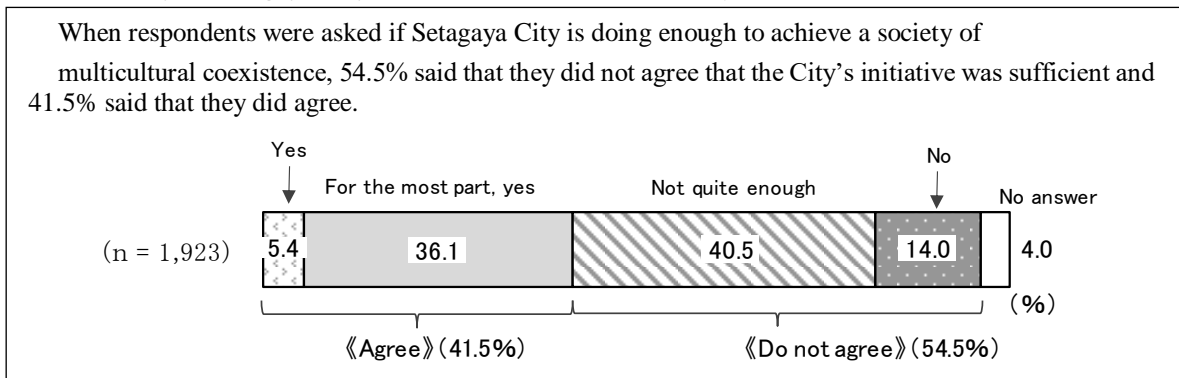
When respondents were asked about their thoughts concerning domestic violence, the highest response was “Violence is the fault of the perpetrator and is not to be tolerated for any reason” (67.9%) followed by “While violence is the fault of the perpetrator, the victim may bear partial responsibility for the cause of the violence as well” (19.7%).



15. Multicultural Coexistence

● Sufficiency of Setagaya City’s initiatives to achieve a society of multicultural coexistence

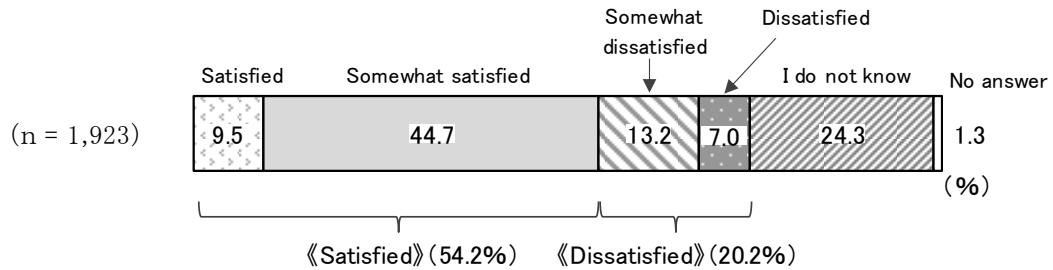
When respondents were asked if Setagaya City is doing enough to achieve a society of multicultural coexistence, 54.5% said that they did not agree that the City’s initiative was sufficient and 41.5% said that they did agree.



16. Cultural Activities

● Satisfaction with the cultural resources environment in Setagaya City

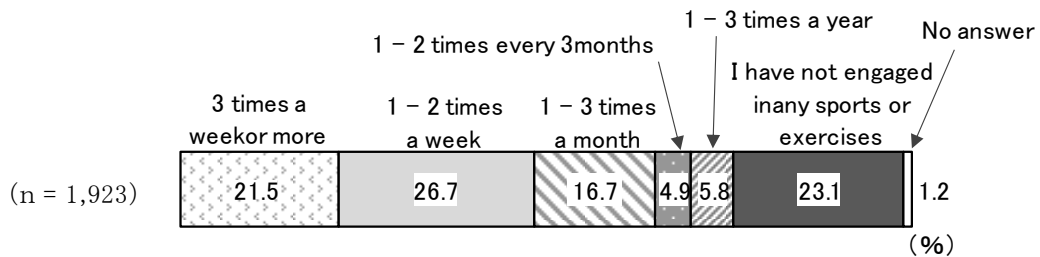
When respondents were asked about their satisfaction with the cultural resources environment in Setagaya City, 54.2% said that they were “Satisfied” and 20.2% said that they were “Dissatisfied”.



17. Sports

● Number of times residents exercised or participated in sports over the past year

When respondents were asked how often they have exercised or participated in sports in the past year, the highest response was “1-2 times a week” (26.7%), followed by “3 times a week or more”, and “1-3 times a month”.



18. Smoking Etiquette

● Satisfaction with smoking etiquette in area of residence


When respondents were asked about their satisfaction with smoking etiquette in the area where they reside, 43.3% said that they were “Dissatisfied” and 48.9% said that they were “Satisfied”.



19. Agriculture

● Awareness of the city's agricultural parks

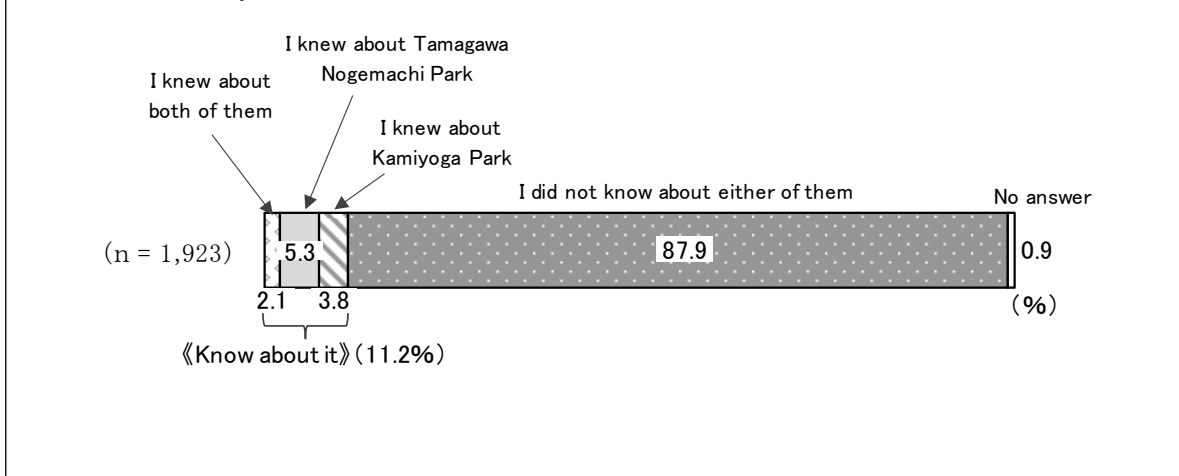
When respondents were asked about their awareness of the city's agricultural parks (Kitami Agricultural Park, Seta Agricultural Park), 80.1% said that "I do not know", 10.3% said that "Although I have not visited them, I have heard of both agricultural parks".



20. Parks

● Awareness of the park expansion projects

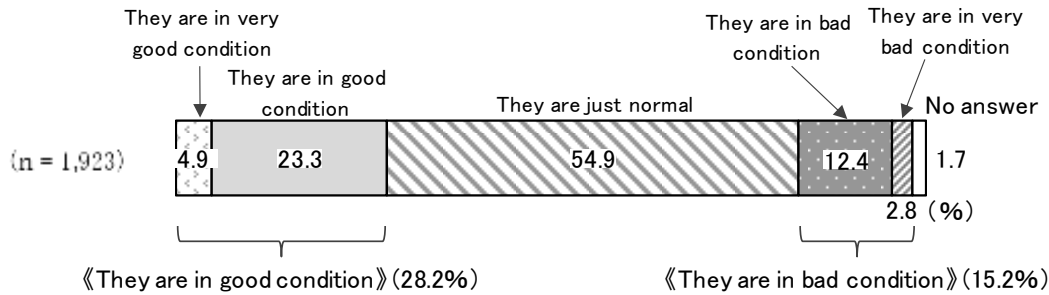
Asked how aware they were of the park expansion projects, 87.9% of people replied "I did not know about either of them," and this was the majority answer. 2.1% replied "I knew about both of them," 5.3% "I knew about Tamagawa Nogemachi Park," and 3.8% "I knew about Kamiyoga Park," giving a total of 11.2% who said they knew about them.



21. Municipal Sidewalks

● Level of satisfaction with the sidewalks

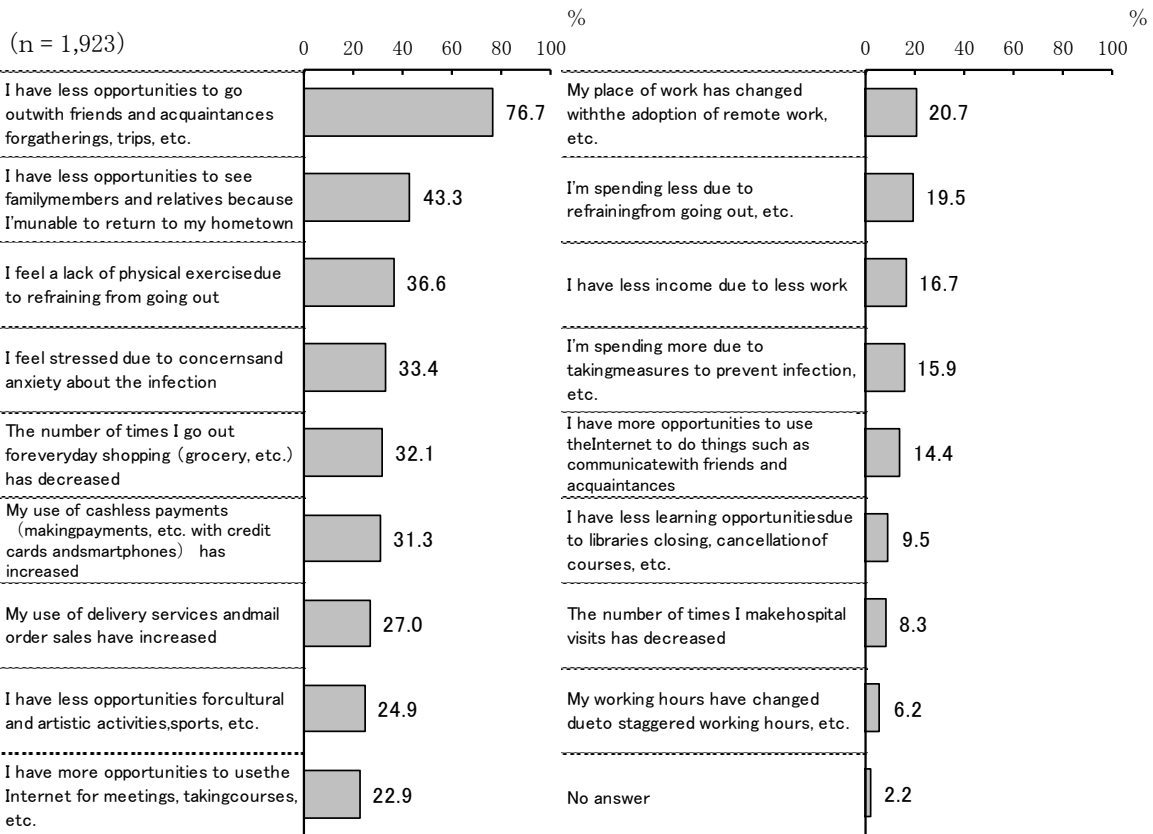
Asked how satisfied they were with the sidewalks, 28.2% of people replied that they are in good condition, 54.9% that they are just normal, and 15.2% that they are in poor condition.



22. COVID-19

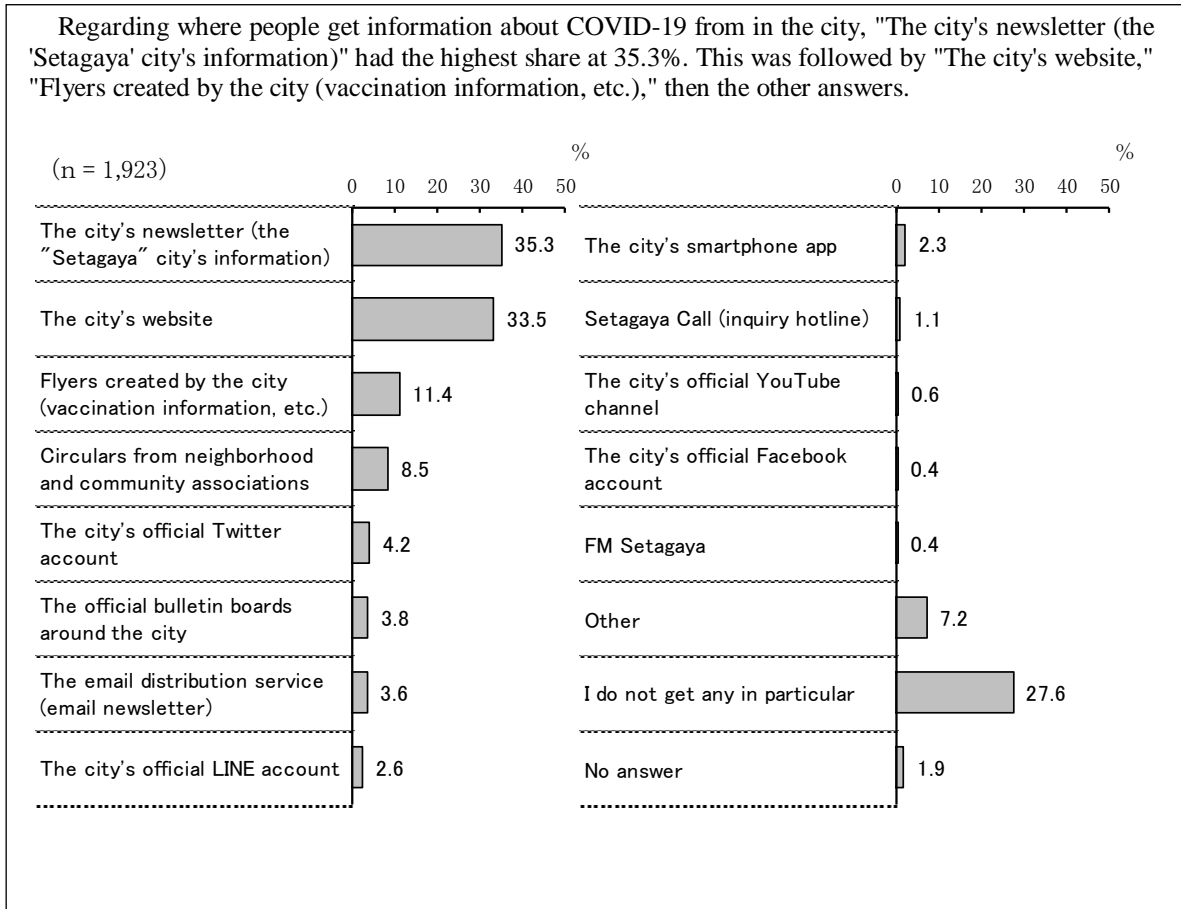
● The effects of the COVID-19 pandemic on your work and lifestyle (multiple responses)

When respondents were asked the effects of the COVID-19 pandemic on your work and lifestyle, 76.7% said that “I have less opportunities to go out with friends and acquaintances for gatherings, trips, etc.”, followed by “I have less opportunities to see family members and relatives because I’m unable to return to my hometown”, “I feel a lack of physical exercise due to refraining from going out”, “I feel stressed due to concerns and anxiety about the infection”, “The number of times I go out for everyday shopping (grocery, etc.) has decreased”, “My use of cashless payments (making payments, etc. with credit cards and smartphones) has increased.” etc.



23. Distribution of Information in the City

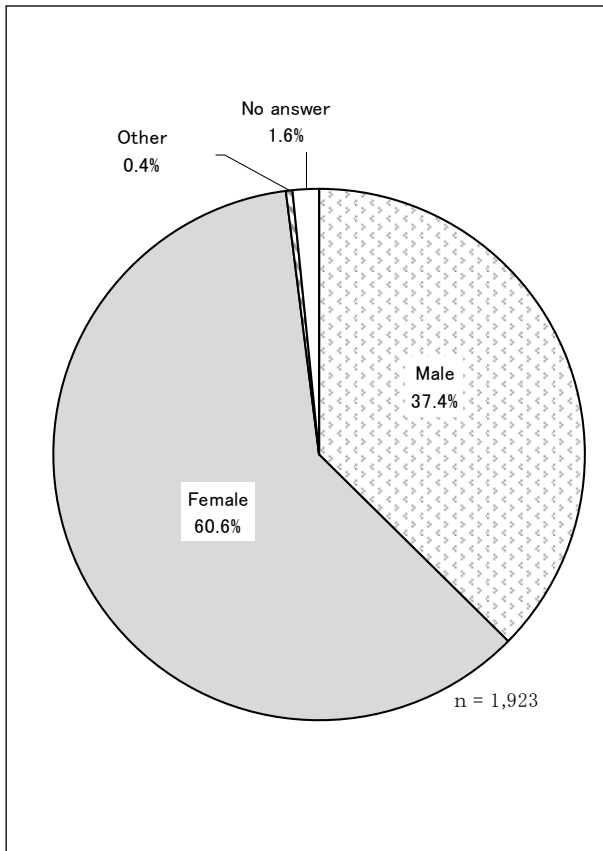
● Where people get information about COVID-19 from in the city (Multiple answers)



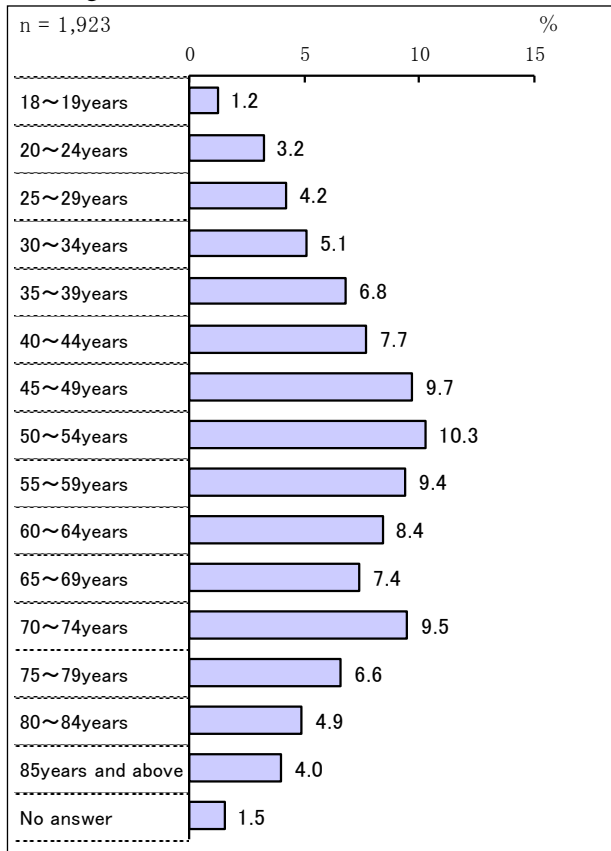
Sample distribution

Sample distribution

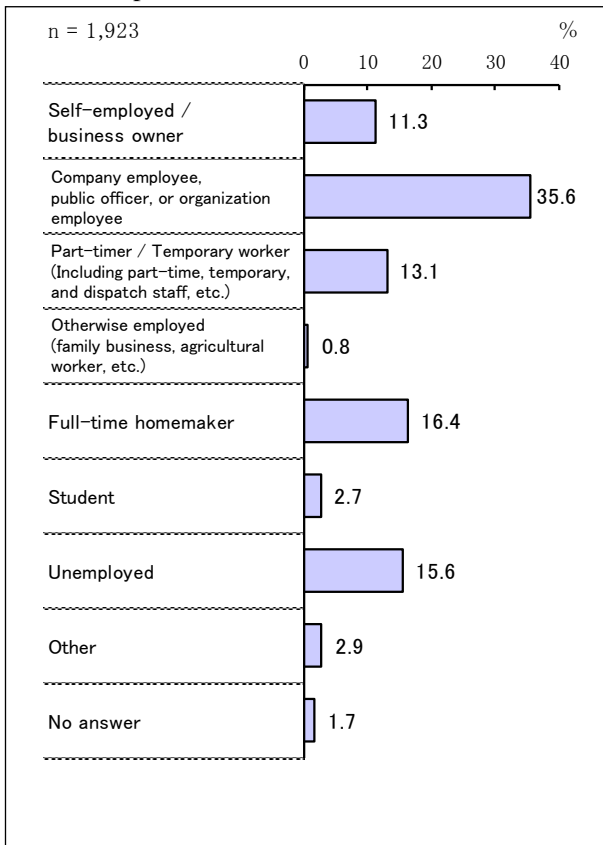
(1) Sex



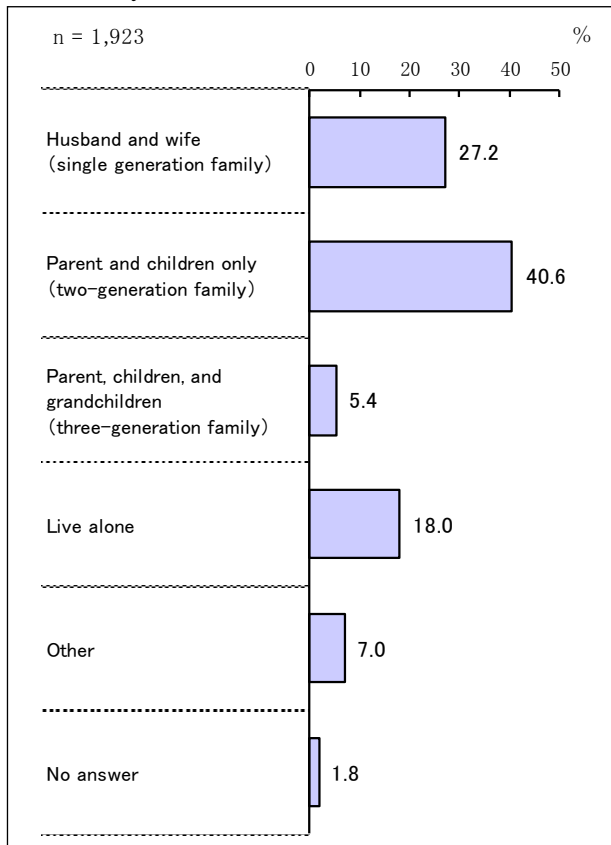
(2) Age



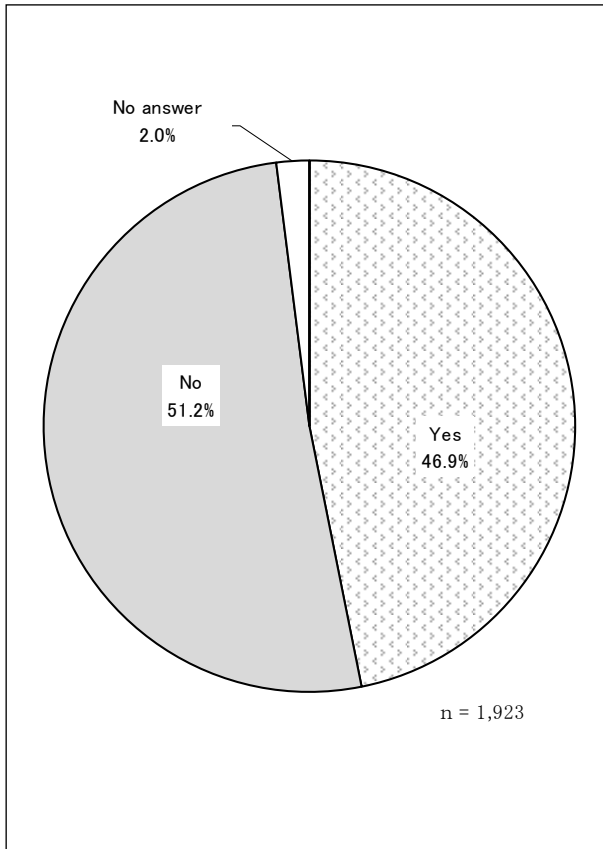
(3) Occupation



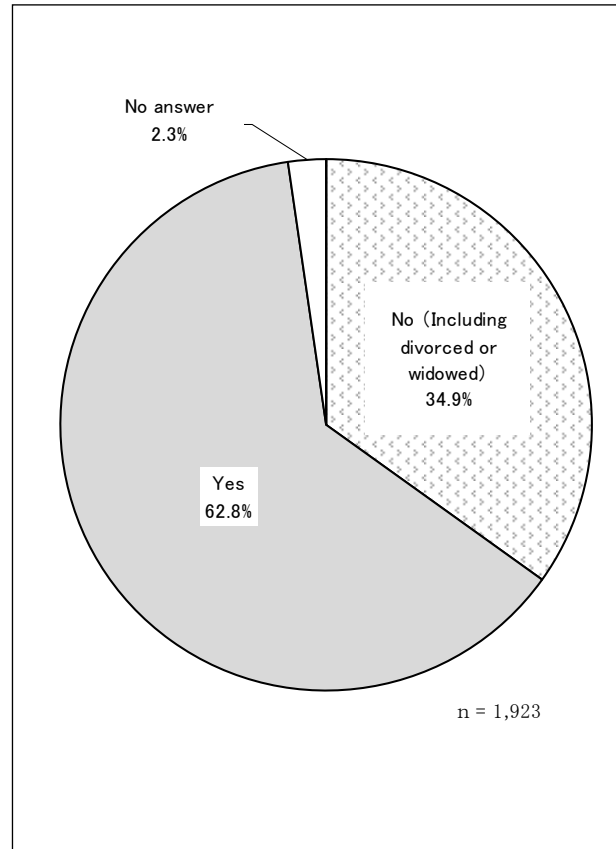
(4) Family structure



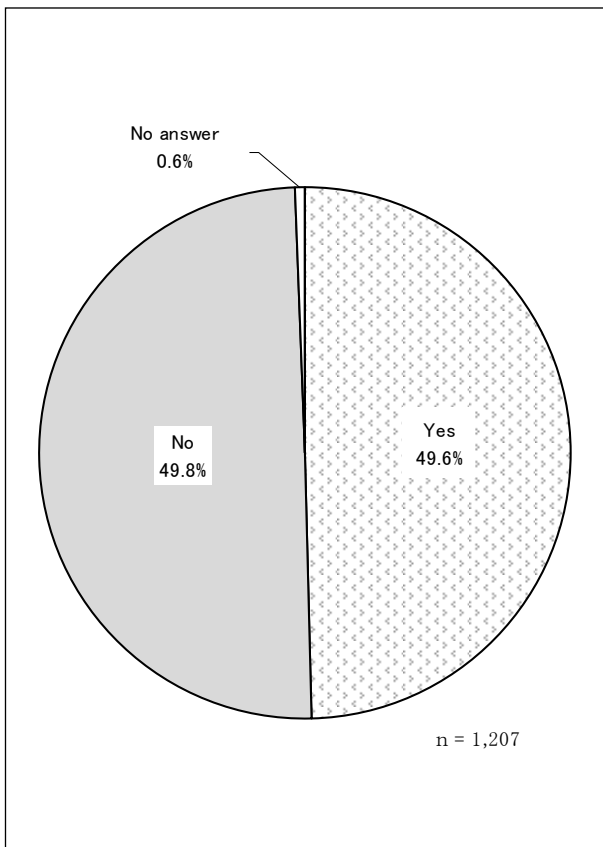
(5) Presence of elderly person(s) in family



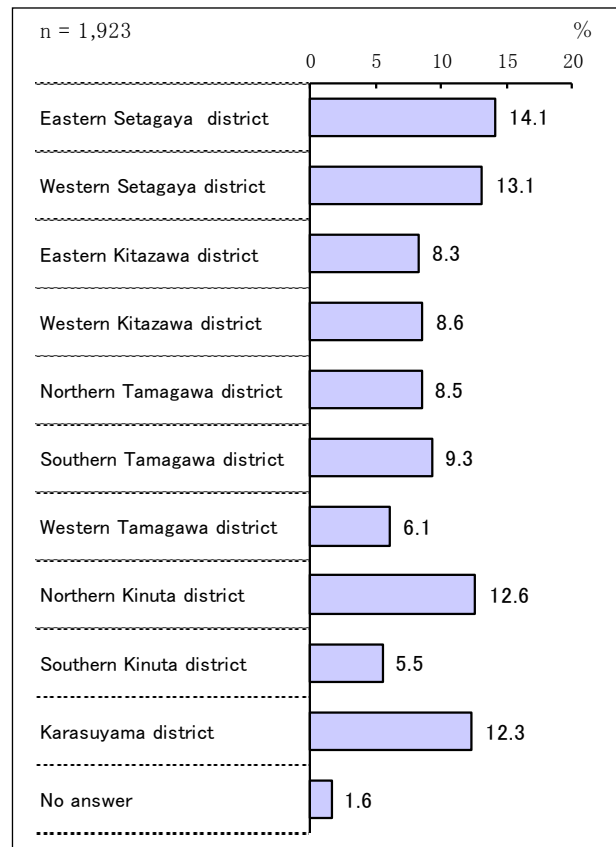
(6) Marital status



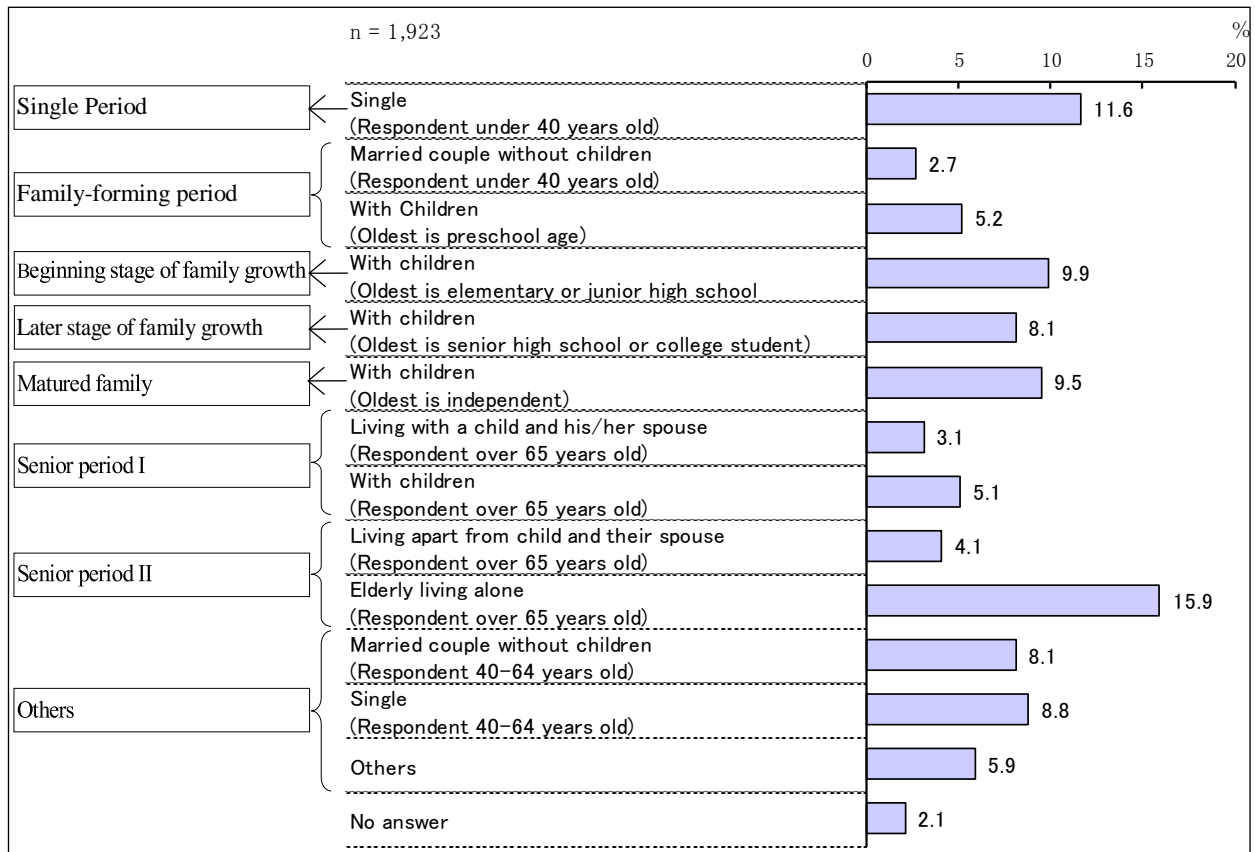
(7) Dual-income



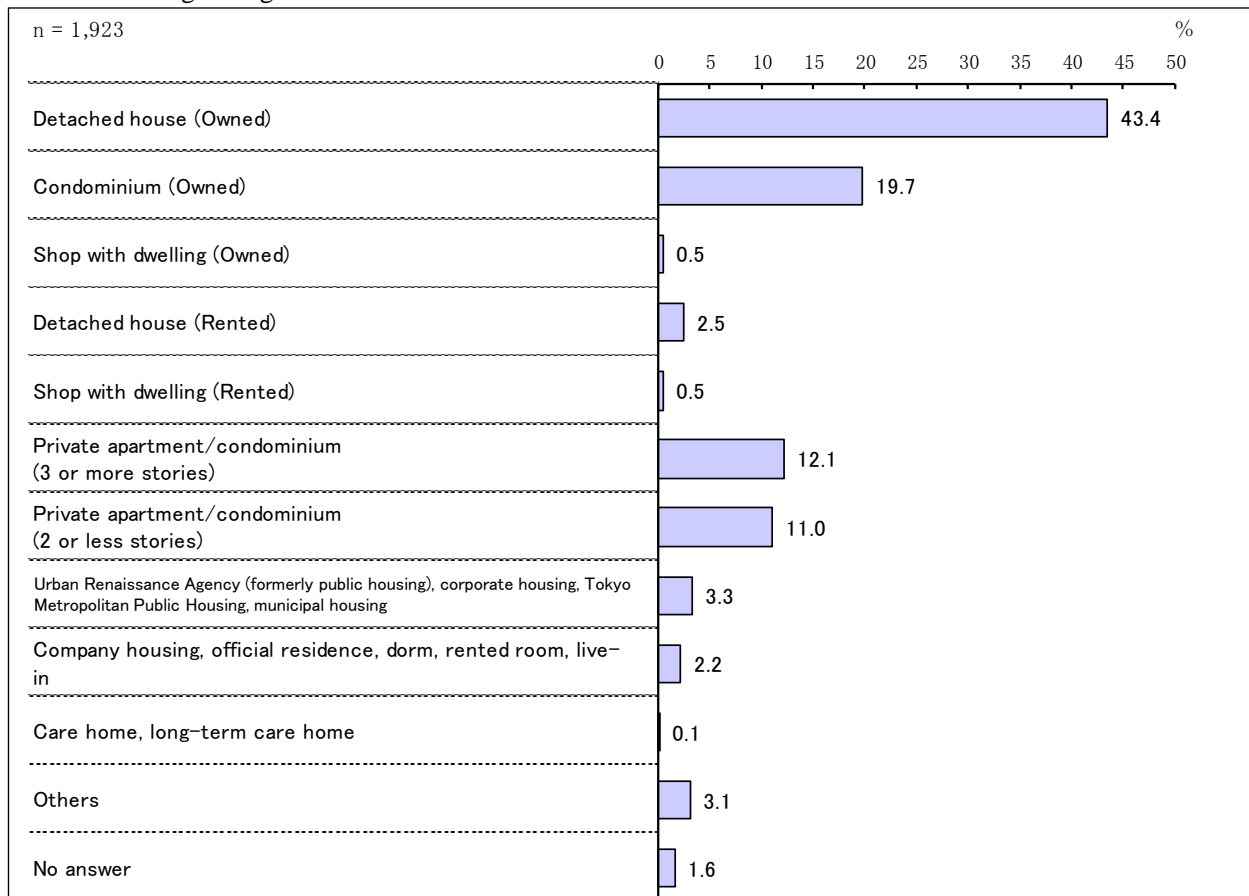
(8) Residential area



(9) Life Stages



(10) Housing arrangements



Questionnaire and Result

This survey is conducted by Setagaya City.

The 2022 Attitude Survey of Setagaya Residents Questionnaire

Instructions

1. This questionnaire should be completed by the individual to whom the envelope it was enclosed in was addressed. However, if it would be difficult for the individual to whom it was addressed to complete it, a family member may do so instead.
2. Please begin with the first question, and answer all the questions in the questionnaire in order.
3. Please select your answer by circling (○) the appropriate number.
4. The number of answers to be selected (Choose one) (Choose all that apply) is indicated for each question. Please select the respective number of answers as indicated.
5. You can send in your answers via postal service or on the Internet. If you are using the Internet to provide your answers to the survey, then you do not need to submit this questionnaire.

Please answer the survey questions by Thursday, June

How to reply by mail

1. Please complete the questionnaire using a black ballpoint pen or a pencil.
2. When you are finished, please place your survey form in the enclosed

How to answer the questions via the Internet (In Japanese only.)

using a computer or smartphone

URL: <https://○○○○/>

Your ID number: ●●●●

Your password: ●●●●



1. You will be automatically disconnected if you take more than 60 minutes to answer the questions. However, because your answers are saved, you can continue answering by logging in once more with your ID number and password.
2. The ID and password are randomly assigned and do not identify you. It is impossible to match people with their ID and password.
3. If you are using the Internet to provide your answers to the survey, you do not need to submit the paper questionnaire.

≫≫Please call the number listed below for any inquiries relating to the contents of this questionnaire.

Setagaya Call Tel 03-5432-3333

[8:00 a.m. - 9:00 p.m. (everyday)]

≫≫Research body Public Relations and Public Hearing Division,
Policy Planning Department, City of Setagaya

(n=1,923)

【 Intention of Permanent Residence】

(All respondents)

Q1. Approximately how long have you lived in Setagaya City? (Choose one)

1	Less than 1 year	2.8	5	10 to less than 18 years	15.6
2	1 to less than 3 years	6.2	6	18 to less than 30 years	19.7
3	3 to less than 6 years	7.4	7	30 years or more	39.6
4	6 to less than 10 years	8.0		(No answer)	0.7

(All respondents)

Q2. Are you satisfied with your current day-to-day life? (Choose one)

1	Satisfied	27.3	3	Dissatisfied	10.4	(No answer)
2	Somewhat satisfied	57.3	4	Very dissatisfied	2.2	1.1
			5	I do not know	1.6	

(All respondents)

Q3. Do you think that Setagaya City is a livable city, or do you feel that it is a difficult place to live in? (Choose one)

1	Very livable	42.1	4	Somewhat difficult to live in	3.6
2	Somewhat livable	42.4	5	Very difficult to live in	0.7
3	Neither livable nor difficult to live in	10.3		(No answer)	0.9

(All respondents)

Q4. Do you wish to continue living in Setagaya City? (Choose one)

1	Yes, I wish to continue living in Setagaya City	82.7		Please proceed to Q4-1
2	I do not really wish to continue living in Setagaya City	3.7		
3	No, I do not wish to continue living in Setagaya City	0.4		→ Please proceed to Q4-2
4	I neither wish nor do not wish to continue living in Setagaya City	12.5		→ Please proceed to Q5
	(No answer)	0.7		

(Please answer Q4-1 if you selected 1 in Q4.) (n=1,590)

Q4-1. Why do you wish to continue living in Setagaya City? Please select your answer from the following options. (Choose all that apply)

1	I am used to living here	69.1	8	Good interpersonal relationships	17.4
2	I have lived here ever since I was born	14.7	9	Well-developed educational, cultural, or other social facilities	19.1
3	I own the land (house)	35.5	10	Work or commercial reasons	7.4
4	Good housing conditions (spacious houses, etc.)	9.1	11	Suitable level of economic burden (rent, etc.)	2.4
5	Good living environment (nature, town, etc.)	49.0	12	Friendly city for raising children	9.0
6	Convenient for everyday life (commuting, shopping, etc.)	67.5	13	Other	2.3
7	Good transport accessibility (for commuting to work, school, etc.)	38.6	14	I do not know	0.1
				(No answer)	0.2

(Please answer Q4-2 if you selected 2 or 3 in Q4.) ($n=79$)

Q4-2. Why do you not wish to continue living in Setagaya City? Please select your answer from the following options. (Choose all that apply)

1	I am not used to the neighborhood	7.6	8	There is hardly any interaction with the community/neighbors	19.0
2	It is not the place where I was born and raised	13.9	9	Poorly-developed educational, cultural, or other social facilities	16.5
3	I do not own the land (house)	11.4	10	Work or commercial reasons	2.5
4	Poor housing conditions (small houses, etc.)	40.5	11	High level of economic burden (rent, etc.)	38.0
5	Poor living environment (nature, town, etc.)	24.1	12	It is not a friendly city for raising children	16.5
6	Inconvenient for everyday life (commuting, shopping, etc.)	16.5	13	Other	22.8
7	Poor transport accessibility (for commuting to work, school, etc.)	7.6	14	I do not know	2.5
				(No answer)	2.5

(All respondents)

Q5. What difficulties do you face in your day-to-day life in this area? Please select your answer from the following options. (Choose up to 3 answers)

«Community development and Living»		«Transportation»			
1	Lack of parks or places for sporting activities	9.5	11 Inconvenient transport system	7.6	
2	Houses are located too close to one another	16.6	12 Heavy traffic (by car, etc.)	9.9	
3	There are many abandoned bicycles and they are a nuisance	4.3	13 It is very difficult to cross the railway crossings	12.4	
4	There are no evacuation areas or emergency shelters nearby for times of emergency	4.9	14 The roads are narrow and dangerous	25.1	
5	Public order in the locality has declined	3.0	-----		
6	Graffiti, illegal advertising, brochures for sex businesses	1.5	«Environment and Garbage»		
7	Poorly developed environment for child-care	3.1	15 I am disturbed by noise and vibrations	7.1	
8	Facilities for residents are difficult to use	9.3	16 The air is very polluted	2.5	
9	Facilities for senior citizens are difficult to use	4.6	17 Littering of cigarettes, empty cans, etc.	8.0	
10	Inconvenient for shopping	7.3	18 Poor smoking etiquette, such as smoking on the street	8.4	
				19 Poor manners in taking out the garbage; garbage and resources are not separated	5.1
				20 Damage caused by birds or other creatures (crows, etc.)	15.8
				21 Pollution caused by pets (dogs, cats, etc.)	5.5

				22 Other	4.8
				23 Nothing in particular	12.5
				(No answer)	9.7

【 City Government 】

(All respondents)

Q6. Which of the following do you feel that are necessary initiatives that the City should pursue actively in the future? Please select your answer from the following options.

(Choose up to 3 answers)

《Health and Welfare》	
1 Promotion of healthy living	9.4
2 Measures to look out for the elderly, promotion of community mutual supports	11.2
3 Enrichment of welfare for senior citizens	21.1
4 Enrichment of welfare for the disabled	4.7
5 Supports for the needy	7.6

《Children and Youth, Education》	
6 Supports for youth demonstrating the abilities	10.5
7 Enrichment of lifelong learning	3.7
8 Promotion of ICT (information and communication technology)	6.6
9 Enhancement of the environment for raising children	16.5
10 Enhancement in the quality of education in the municipal schools	10.1
11 Promotion of abuse-free society, and supports for children and families	9.0

《Living and Community》	
12 Promotion of local communities	5.9
13 Measures for crime prevention and community safety	18.7
14 Support for consumers	6.8
15 Respect for diversity (Respect for human rights, Promotion of gender equality, etc.)	3.5
16 Promotion of culture and arts	6.6
17 Promotion of lifelong sports	4.5
18 Promotion of sanitation and resource recycling	6.8
19 Promotion of local business and employment	2.2

《City Development》	
20 Creation of a disaster resilient city	28.1
21 Housing policy	4.3
22 Development of parks and green spaces	8.8
23 Protection of the natural environment	7.8
24 Conservation and creation of the cityscape	2.5
25 Development of transportation networks	9.0
26 Management and maintenance of roads	7.6

27 Other	1.1
28 Nothing in particular	3.2

(No answer)

11.4

【The City's Basic Plan】

(All respondents)

Q7. The Setagaya City Basic Plan (FY 2014 to FY 2023) was formulated in March 2014. It states six priority policies toward achieving the Setagaya City Basic Concept, and the city is working to do so based on them. Which of these efforts do you think progress has been made on lately? (Choose all that apply)

1	Promote a community in which planning and education geared toward making it a place children and youth would like to live in	18.1	4	Make an affluent community by utilizing natural blessings to live on less overall energy	9.5
2	Promote a comprehensive community care system and living environment that will support the elderly, the disabled, and others at home and ensure they are never isolated	18.8	5	Create Setagaya City's culture and a network of knowledge	10.6
3	Pursue the development of a safe community that is disaster-resilient	18.7	6	Develop a wider range of community activities and promote civic autonomy	8.0
			7	None in particular	45.8
				(No answer)	4.3

(All respondents)

Q8. Looking ahead at the next ten years, what efforts do you hope the next basic plan (FY 2024 to FY 2031) will include? (Choose all that apply)

1	Promoting the creation of an environment conducive to maintaining and improving health	23.2	15	Continuing the legacy of the 2020 Tokyo Games (the tangible and intangible heritage that will remain in fields such as sports, culture, and education)	6.4
2	Enhancing the local welfare system to ensure it remains sustainable as the elderly population increases	47.8	16	Promoting efforts to mitigate and adapt to climate change	22.9
3	Enhancing measures to address social isolation and loneliness	25.4	17	Promoting efforts toward a sustainable recycling-based society (decarbonization, waste reduction, etc.)	28.8
4	Enhancing support to help disabled people lead independent lives in the area	16.9	18	Supporting diverse working styles, and supporting starting up companies and creating businesses toward solving social issues	15.3
5	Enhancing support for economically vulnerable people	19.7	19	Developing the regional economy by promoting industry	8.5
6	Creating an environment that makes it easier to have and bring up children	39.7	20	Maintaining and improving the abundance of greenery in the living environment	38.8
7	Making the area a place where youths can play active roles	22.2	21	Promoting residents' self-governance and making the area a community where people support each other and live together in harmony	8.3
8	Providing learning tailored to the pupils' and students' individual characteristics	16.3	22	Promoting digital transformation (DX)	15.0
9	Making the area a place where people of many generations, from children to the elderly, can come together	21.6	23	Promoting efforts toward the Sustainable Development Goals (SDGs)	21.1
10	Improving the area's disaster prevention capabilities	28.8	24	Other	0.9
11	Developing safe, disaster-resilient urban infrastructure (roads, etc.)	39.9	25	None in particular	2.0
12	Making the city a place that respects human rights and is free from discrimination	16.2		(No answer)	1.1
13	Promoting culture and the arts, and enhancing support for activities related to them	16.7			
14	Promoting sports activities in the area	10.1			

(All respondents)

Q9. Proactive participation by residents in developing the community needs to be broadened in Setagaya City. Which of the following efforts do you hope the city will pursue to encourage residents to actively get involved in its administration and local activities? (Choose all that apply)

1	Enhancing the places where local activities are conducted	27.4
2	Spreading information about organizations, etc that conduct local activities	28.2
3	Enhancing the networks linking organizations that conduct activities in the area	14.0
4	Disclosing and utilizing open data (administrative information)	27.8
5	Participating in the city's administration by utilizing digital technology	25.1
6	Measures to address the digital divide (the gap between people who can use the Internet, etc and people who cannot)	28.6
7	Participating in workshops, symposiums, etc., and submitting opinions to them	8.3
8	Submitting opinions to surveys, calls for public comment, etc.	7.7
9	I am not interested in local activities or participating in the city's administration	5.0
10	Other	1.2
11	None in particular	11.9
	(No answer)	3.6

***** 【 Reception of City-Staff 】 *****

(All respondents)

Q10. What is your impression toward the city administrative counter services and response toward residents? (Choose one)

1	Very good	30.9		Please proceed to Q10-1
2	Fairly good	37.8		
3	Neither good nor poor	25.3	→	Please proceed to Q11
4	Rather poor	2.1	→	Please proceed to Q10-2
5	Very poor	1.0		
	(No answer)	2.9		

(Please answer Q10-1 if you selected 1 or 2 in Q10.) (n=1,320)

Q10-1. Which of the following left a good impression on you? (Choose up to 2 answers)

1	Explanations were easy to understand	28.0	4	Staff was friendly and polite	62.8
2	Fast and accurate service	36.0	5	Staff spoke politely	11.7
3	Pleasant service	7.5		(No answer)	2.3

(Please answer Q10-2 if you selected 4 or 5 in Q10.) (n=60)

Q10-2. Which of the following left a poor impression on you? (Choose up to 2 answers)

1	Explanations were difficult to understand	28.3	4	Service was not friendly	53.3
2	I was kept waiting for service	26.7	5	Staff did not speak politely	15.0
3	I was passed around from staff to staff	26.7		(No answer)	3.3

(All respondents)

Q11. Which of the following do you think the city should pay attention to in the future with regard to staff service? (Choose up to 3 answers)

1	Grooming and appearance	4.3	5	Friendly and polite service	46.9
2	Explanations that are easy to understand	49.3	6	Efforts to process the administration so that residents are not kept waiting	52.8
3	Use of name-tags	3.6	7	Create a cheerful atmosphere at the counters	11.9
4	Pleasant greetings	8.2	8	Consideration for personal privacy	15.8
<i>(No answer)</i>					8.5

***** 【Furusato Nozei (Hometown Tax Donations)】 *****

Furusato Nozei is a system whereby an individual can make a donation to a local government. In principle, the individual pays tax on 2,000 yen of the donation, then the rest is tax deductible (up to a certain limit).

(All respondents)

Q12. Have you ever made a Furusato Nozei donation to a local government? (Choose one)

1	I have made one to Setagaya City	0.9	Please proceed to Q12-1
2	I have made one to a local government other than Setagaya City	27.4	
3	I have made one to both Setagaya City and another local government	0.4	
4	I have never made one	70.3	→ Please proceed to Q12-2
<i>(No answer)</i>		1.0	

(Please answer Q12-1 if you selected an answer from 1 to 3 in Q12.) ($n=551$)

Q12-1. What was your main reason for making a Furusato Nozei donation to a local government?

(Choose one)

1	I wanted to support my hometown's local government, or one I had another connection with	14.0	4	It was a way to reduce my taxes	15.2
2	I could get something appealing in return	58.1	5	I could afford to	0.9
3	I could relate to how the donations are used	5.4	6	Other	0.5
<i>(No answer)</i>					5.8

(Please answer Q12-2 if you selected 4 in Q12.) ($n=1,352$)

Q12-2. What is your main reason for not having made any Furusato Nozei donations? (Choose one)

1	I am against the system itself	8.5	4	I have prioritized donating to other organizations rather than local governments	5.1
2	I do not know how to do it, or found the procedure to be too much trouble	31.7	5	I cannot afford to do it	20.8
3	It is not clear what the donations are being used for	8.2	6	I am not interested in the idea of donating itself	9.3
<i>(No answer)</i>					3.3

(All respondents)

Q13. Furusato Nozei reduced the tax revenue from Setagaya City residents by approximately 7 billion yen in FY 2021, and this figure is going up year after year. Did you know that? (Choose one)

1	Yes	40.5	2	No	58.2	(No answer)	1.4
---	-----	------	---	----	------	-------------	-----

【 Welfare and Healthcare 】

(All respondents)

Q14. Are you aware of the Welfare Hotlines provided by the twenty-eight districts of the City for receiving consultation inquiries through cooperation between community development centers, Anshin-sukoyaka centers (community comprehensive support centers), and social welfare councils? (Choose one)

1	I have used them	15.3	3	Although I did not know what they were	
2	I have heard of them	28.0		called, I was aware of such efforts	9.7
			4	I do not know	46.3
					(No answer)
					0.6

(All respondents)

Q15. Would you like to continue living in Setagaya City even if you need long-term care or medical care? (Choose one)

1	Yes	35.3	3	Not quite enough	5.6
2	For the most part, yes	33.0	4	No	3.2
			5	I do not know	22.5
					(No answer)
					0.4

(All respondents)

Q16. Have you heard of in-home medical care, which provides examination, treatment, and nursing care in the home? (Choose one)

1	I use it for myself, or a person close to me does	11.3
2	I have heard of the program (and understand the difference between house calls and in-home medical care) but have not used it	25.4
3	I have heard of the program (but do not understand the difference between house calls and in-home medical care) but have not used it	38.9
4	I do not know	23.9
		(No answer)
		0.5

ACP (Advance Care Planning) refers to the process of repeatedly discussing what treatment and care you want at the end of your life with medical and nursing care professionals, family members, and other people around you whom you can trust.

(All respondents)

Q17. Do you know about ACP (Advanced Care Planning)? (Choose one)

1	I know a lot about it	2.0	3	I have heard the term "ACP", but I do not know	
2	I know about it to a certain extent	8.4		what it is about	10.2
			4	I do not know anything about it	78.9
					(No answer)
					0.4

(All respondents)

Q18. Have you ever discussed how you want to spend the end of your life with medical and nursing care professionals, family members, or other people around you whom you can trust?

(Choose one)

1	I have discussed it in detail	3.4	3	I have never discussed it	48.6
2	I have discussed it a little	26.5	4	I have never thought about it	21.2
<i>(No answer)</i>					0.4

..... 【 Dementia 】

Dementia refers to a condition in which a disease or various other factors cause a decline in brain function, causing the sufferer difficulties with daily and social life.

(All respondents)

Q19. In October 2020, the "Setagaya City Hope Ordinance on Coexistence with People with Dementia" was enacted in order to make the city a place where all individuals' hopes and rights are respected, and they can live how they want to with peace of mind. Do you know about it?

(Choose one)

1	I know what it contains	2.2
2	I have heard of it, but I do not really know what it contains	8.8
3	I do not know anything about it	87.6
<i>(No answer)</i>		1.4

(All respondents)

Q20. How do you feel about dementia? (Choose all that apply)

1	Dementia is something everyone can get	84.2
2	Dementia is a disease that only elderly people get, and has nothing to do with me	1.6
3	People with dementia will still be able to do some things themselves	33.8
4	People with dementia will eventually not be able to do anything themselves	16.1
5	People with dementia will still be able to carry on living in the community how they want to and with a sense of hope	20.2
6	People with dementia will eventually not be able to live in the community how they want to or with a sense of hope	22.1
7	I want to know about more about dementia	36.9
8	I am not interested in dementia	1.2
9	None of these	1.6
<i>(No answer)</i>		1.5

(All respondents)

Q21. How would you want to live if you got dementia? (Choose all that apply)

1	I would want to tell people around me (family, friends, neighbors, etc.) that I have dementia, and carry on living together with them in the community while increasing my circle of friends and other people who understand	47.2
2	I would not mind if people around me (family, friends, neighbors, etc.) know that I have dementia, but I would want to avoid being involved in the community as much as possible	7.6
3	I would not want people around me (family, friends, neighbors, etc.) to know that I have dementia, but would want to carry on being involved in the community the same as before	7.1
4	I would not want people around me (family, friends, neighbors, etc.) to know that I have dementia, so I would want to avoid being involved in the community as much as possible	1.9
5	I would want to carry on living independently as much as possible, while getting medical and nursing support from people in the community to help me with the things (aspects of daily life) that dementia has made difficult	50.7
6	Even after getting dementia, I would still want to make my own decisions, and carry on living how I want to while showing other people that I can	26.9
7	I would want people around me (family, etc.) to make my decisions for me	8.4
8	I would want to carry on living in the same place as before (my own home, etc.)	28.8
9	I would want to live in a nursing home, etc.	22.3
10	I do not know	8.1
<i>(No answer)</i>		1.7

(All respondents)

Q22. What do you want to do to make Setagaya easier to live in if you get dementia?

(Choose all that apply)

1	Understand and be prepared for dementia by (e.g.) hearing about what living with it is like from people who have it	29.0
2	Write down the things, hopes, etc. that are important to me and tell people around me (family, friends, neighbors, etc.) about them, so that I will still be able to live how I want to even if I get dementia	42.3
3	Increase the circle of people around me whom I can tell that I have dementia with peace of mind	35.9
4	Take part in local activities, gatherings, etc. to help make the area easier to live in for people with dementia	13.5
5	Do activities (volunteering, etc.) to help people with dementia and their families living in nearby areas	9.8
6	None of these	16.4
<i>(No answer)</i>		3.5

【 Where to Consult Regarding Worries or Concerns 】

(All respondents)

Q23. Did you know that medical facilities and government agencies offer hotlines through which you can consult someone about worries, concerns, stress, or similar feelings? (Choose one)

1	I know	46.6	2	I do not know	52.0	(No answer)	1.4
---	--------	------	---	---------------	------	-------------	-----

(All respondents)

Q24. What do you do when you experience unbearable worries, concerns, stress, or similar feelings? (Choose one)

1	I consult a specialist through a hotline	9.4	3	I do not consult anybody	13.4
2	I consult people close to me, such as family and friends	66.4	4	I do not know	9.1
			(No answer)		1.8

【 Disabled Support Initiatives 】

(All respondents)

Q25. Do you know the Act to Eliminate Discrimination against Persons with Disabilities? (Choose one)

1	I am aware of the details	5.4	2	I have heard of it	21.7	3	I do not know	71.6
					(No answer)			1.4

Setagaya City was registered as a "Host Town" for the United States for the Tokyo 2020 Olympic and Paralympic Games. In addition to this, it was also registered by the Cabinet Secretariat as a "Host Town of a Harmonious and Inclusive Society."*

On top of that, it has also been designated a "Leading Host Town of a Harmonious and Inclusive Society"—one that is pursuing advanced initiatives such as introducing urban development based on universal design, and promoting a barrier-free mindset.

The city has been continuing its efforts as a Host Town and Host Town of a Harmonious and Inclusive Society since after the games as well.

*Host Town of a Harmonious and Inclusive Society:

A local government that, prompted by experiences such as interacting with Paralympians, is promoting efforts toward achieving a harmonious and inclusive society that respects everyone's individuality, and will be easy for everyone to live in regardless of having disabilities

(All respondents)

Q26. Did you know that Setagaya City is a Host Town of a Harmonious and Inclusive Society? (Choose all that apply)

1	I knew it is a Host Town	15.3	
2	I knew it is a Host Town of a Harmonious and Inclusive Society	3.0	
3	I knew it is a Leading Host Town of a Harmonious and Inclusive Society	0.5	
4	I did not know anything about that	79.3	
		(No answer)	2.9

【 Child Raising and Environment for Children 】

(All respondents)

Q27. Do you feel that the City of Setagaya has a parenting-friendly environment? (Choose one)

1	I feel that the town is extremely parenting-friendly	5.1	3	I don't think that the town is very parenting-friendly	12.9
2	I feel that the town is parenting-friendly	42.6	4	I don't think that the town is parenting-friendly at all	1.8
			5	I do not know	34.5
				(No answer)	3.1

(All respondents)

Q28. Are you taking care of a child (less than 18 years of age) , or are you or your spouse pregnant? (Choose one)

1	Yes	20.7	2	No	74.6	→ Please proceed to Q29
					(No answer)	4.7

▼ (Please answer Q28-1 if you selected 1 in Q28.) (n=398)

Q28-1. Is there someone nearby in the community who you can talk to about child raising?

(Choose one)

1	Yes	75.4	2	No	24.6	
					(No answer)	0.0

(All respondents)

Q29. Were you aware of the “Setagaya Neuvola” program, which is an initiative to work with medical institutions and community care providers to provide comprehensive advice and support for child raising for families, from pregnancy to just before entering school? (Choose one)

1	I know	8.9	2	I do not know	87.4	
					(No answer)	3.7

(All respondents)

Q30. What best describes your feelings on the involvement of adults with children playing outdoors in the neighborhood? (Choose one)

1	I want to cooperate in some manner so that children can play outdoors	10.7	
2	I want to be watchful as much as I can so that children can play outdoors	40.0	
3	While I am not interested in how adults should be involved, I think children need an environment that allows them to play outdoors	38.5	
4	Enabling children to play outdoors should be handled by the parents, preschools, and schools	4.7	
5	Adults do not need to support children to play outdoors	0.9	
		(No answer)	5.3

【 Local Community 】

(All respondents)

Q31. Do you participate in community activities? (Choose one)

1	I do participate	12.9	Please proceed to Q31-1 and Q31-2
2	I do not participate now, but I would like to in the future	11.5	→ Please proceed to Q32
3	I do not participate	72.4	
<i>(No answer)</i>			3.1

▼ (Please answer Q31-1 if you selected 1 in Q31.) (*n=249*)

Q31-1. What is the district organization that you are participating in? (Choose all that apply)

1	Community activities such as Chokai (town block association) and community associations	52.6
2	NPO and volunteer work related to fields you are interested in	16.1
3	Community circles, cultural activities and sports	38.2
4	Community business (business that provide public services to district residents. Example: household care services by paid volunteers, etc.)	2.8
5	Other	11.2
<i>(No answer)</i>		1.6

(Please answer Q31-2 if you selected 1 in Q31.) (*n=249*)

Q31-2. What activities do you participate in? (Choose all that apply)

1	Child-raising support activities	11.6	6	Prevention of nursing care and promotion of health promotion activities	8.4
2	Healthy education of young people	6.0	7	Sports activities	20.5
3	Activities to support senior citizens (watching-over services or housekeeping support, etc.)	8.4	8	Cultural and artistic activities	13.7
4	Festivals and events	26.9	9	Environmental beautification and recycling activities	17.7
5	Crime-prevention and disaster prevention activities	19.3	10	Traffic safety activities	8.4
<i>(No answer)</i>					15.3

Neighborhood and community associations are organizations formed independently by people living in the same area based on their ties to it. Through events and activities, they broaden opportunities for people to interact face-to-face. These associations support being able to enjoy safer, richer lives, by preventing crime, promoting healthy child development, encouraging people to help each other in a disaster, and more.

(All respondents)

Q32. Are you a member of a neighborhood or community association? (Choose one)

1	Yes	45.2	→ Please proceed to Q33
2	No, but I would not mind joining one in the future	3.6	
3	No, but I do not know whether I will join one in the future	19.3	→ Please proceed to Q32-1
4	No, and I do not want to join one in the future	16.0	
5	I do not know if I am a member of one or not	14.0	→ Please proceed to Q33
<i>(No answer)</i>			1.8

(Please answer Q32-1 if you selected an answer from 2 to 4 in Q32.) (n=750)

Q32-1. Why are you not a member of a neighborhood or community association? (Choose all that apply)

1	I do not know what kinds of activities they do	37.6	8	I am worried about how much of a burden it would be if I became an executive member	21.1
2	None of their activities interest me	9.3	9	I cannot easily afford the membership fee	9.6
3	They do not match my lifestyle or values	14.5	10	I do not know about any neighborhood or community associations in my district	31.1
4	They are not digitalizing enough	5.5	11	I do not know how to join them	23.5
5	I do not know many people in the area	23.9	12	I have never had any opportunities to join one	26.3
6	Interacting with neighbors is too much bother for me	17.9	13	I am involved in local activities other than ones by neighborhood and community associations	1.2
7	I do not have time to get involved because of my work or home situation	32.7	14	Other	11.6
				(No answer)	0.5

(All respondents)

Q33. What do you hope neighborhood and community associations will do? (Choose all that apply)

1	Strengthen disaster and crime prevention activities	56.0	9	Reduce the burden on executive members, etc.	22.2
2	Enhance neighborhood watch activities to protect children and the elderly	38.7	10	Have more lifestyle-friendly ways to take part in them	24.1
3	Hold appealing events aimed at multiple generations	12.3	11	Have ways to let people just take part in the activities they want to	21.2
4	Cooperate with schools and other local institutions and organizations	10.1	12	Come up with ways do activities other than during weekdays	7.9
5	Spread information about their activities via their websites, etc.	8.3	13	Set up a point of contact so that people can easily offer them their opinions	12.5
6	Communicate and spread information about their activities via social media	8.0	14	Provide ways for people to think about joining once they know what they are like, such as events that are also open to non-members	13.4
7	Establish a system for communicating via email	6.2	15	Other	7.1
8	Have cashless ways to collect their membership fees, etc.	11.4	(No answer)		3.8

***** 【 Public Facilities 】 *****

(All respondents)

Q34. How often do you use the community halls (e.g., Ikejiri Regional Hall) and residents (e.g., Shindaita Kumin Community Center) meeting rooms that are accessible community assembly facilities? (Choose one)

1	Everyday	0.0	4	Several times within 6 months	3.0
2	Several times a week	1.6	5	Several times a year	8.5
3	Several times a month	5.7	6	Rarely	80.4
					→ Please proceed to Q34-1
					(No answer) 0.8

(Please answer Q34-1 if you selected 6 in Q34.) (n=1,546)

Q34-1. Why are you not using any accessible community assembly facilities? (Choose all that apply)

1	There are none in my neighborhood	10.9
2	They are old and difficult to use	3.2
3	Not much information is provided about them	20.8
4	There is no Internet access in them	2.3
5	They do not have the right facilities or environment for what I want to do	10.6
6	Other	33.6
7	I do not know	28.3
		(No answer) 1.3

***** 【 Disaster Preparations 】 *****

(All respondents)

Q35. Are you trying to take disaster prevention steps on a daily basis? Please choose an answer for items (1) to (3). (Choose one answer for each)

	I am trying	I guess I am trying	I am not trying much	I am not trying	Do not know	(No answer)
(1) Improvement of knowledge of disaster prevention	19.9	53.5	15.0	4.9	4.6	2.1
(2) Participation in shelter management training and disaster prevention schools in the district	3.3	11.9	22.4	40.9	16.4	5.1
(3) *Assistance for residents in need of assistance in evacuation	3.9	12.5	19.6	33.8	25.5	4.7

*Residents in need of assistance in evacuation: among the elderly persons and the handicapped people, those who have trouble evacuating by themselves from their homes during times of disaster, and have trouble calling for help.

(All respondents)

Q36. How many days' supply of water and food do you have stored in your home for a disaster? (Choose one)

1	1-2 days	22.1	4	1 week or longer	12.3
2	3 days	34.1	5	I have no supply of water or food stored in	
3	4-6 days	19.1		my home.	11.3
					(No answer) 1.1

(All respondents)

Q37. Are you aware of the community disaster prevention plan? (Choose one)

1	I am aware of the details	3.7	2	I have heard of it	40.6	3	I do not know	53.8
							(No answer)	1.9

The "Setagaya City Flood Hazard Map" has been created to help the city's residents be prepared to protect themselves from flood damage on a daily basis. The map contains information such as the areas at risk of flooding, the anticipated depth of the flooding, the location of evacuation centers, how to evacuate, and how to gather more information, so that residents can check the risks of water damage and what they should do. Copies were distributed to all homes in the city in September 2020.

(All respondents)

Q38. Do you have a copy of the "Setagaya City Flood Hazard Map"? (Choose one)

1	Yes	51.9			
2	No, but I have seen it	25.2			Please proceed to Q38-1
3	No, and I have never seen it, but I have heard of it	10.4			
4	No, and I have never heard of it	10.5			Please proceed to Q39
					(No answer) 2.1

(Please answer Q32-1 if you selected an answer from 1 to 2 in Q38.) (n=1,482)

Q38-1. Have you used the "Setagaya City Flood Hazard Map" to check the risk of flooding for your home (whether it could get flooded, and how badly)? (Choose one)

1	Yes	80.6	2	No	19.0	(No answer)	0.4
---	-----	------	---	----	------	-------------	-----

***** 【 Gender Equality 】 *****

Setagaya City created a plan for the final phase of its Second Plan for Gender Equality in March 2022. The new plan sets four goals—"promoting the involvement of women in numerous domains", "steady progress in achieving work-life balance", "creating a society where there is no violence or harassment", and "creating a society where diversity is accepted and everyone can live with dignity"—and the city is carrying out various initiatives to realize a society of gender equality.

(All respondents)

Q39. Do you agree to the idea that men should work and women should remain in the home? (Choose one)

1	Yes	2.2	3	Not quite enough	24.0
2	For the most part, yes	11.2	4	No	61.3
					(No answer) 1.2

(All respondents)

Q40. Are you aware of the Act on the Prevention of Spousal Violence and the Protection of Victims (the DV Prevention Act) ? (Choose one)

1	I know the law and the content	29.5	3	I do not know	11.8
2	I have heard of it but I do not know the content	57.6		(No answer)	1.1

(All respondents)

Q41. What are your thoughts concerning domestic violence (violence and infringement of rights involving close relations such as spouses [including common-law and divorced spouses] and couples) ? (Choose one)

1	Violence is the fault of the perpetrator and is not to be tolerated for any reason	67.9
2	While violence is the fault of the perpetrator, the victim may bear partial responsibility for the cause of the violence as well	19.7
3	It is a matter that concerns the parties involved, and third parties should not get involved	3.9
4	I do not know	7.4
<i>(No answer)</i>		1.2

(All respondents)

Q42. What would you do if you were a victim of domestic violence? (Choose one)

1	I would consult a specialist through a hotline	39.4	3	I would not consult anybody	3.3
2	I would consult people close to me, such as family and friends	40.3	4	I do not know	15.2
				<i>(No answer)</i>	1.8

(All respondents)

Q43. Do you know the word Sexual minority (LGBT) ? (Choose one)

1	I know	80.0	2	I do not know	18.9	<i>(No answer)</i>	1.1
---	--------	------	---	---------------	------	--------------------	-----

***** 【 Multicultural Coexistence 】 *****

As of April 1, 2022, there are approximately 21,000 foreigners (about 2.2 percent of the population) living in Setagaya City. There is an increasing number of opportunities to interact with foreigners in daily life.

Given these developments, the city aims to realize a society of multicultural coexistence in which both foreigners and Japanese residents can enjoy active and enriched lives, while working to increase the appeal of Setagaya as a city.

(All respondents)

Q44. From the standpoint of foreign and Japanese residents living in coexistence, do you think the city is doing enough to achieve a society of multicultural coexistence? (Choose one)

1	Yes	5.4	3	For the most part, yes	40.5
2	For the most part, yes	36.1	4	No	14.0
<i>(No answer)</i>					4.0

【 Cultural Activities 】

(All respondents)

Q45. How aware are you of the literature museums, theaters, and cultural resources, such as cultural assets and historic sites, within the City of Setagaya? Please select an answer for items (1) to (3). (Choose one answer for each)

	I have been there	I know of them, but have not visited them	I've heard of them	Do not know about them	(No answer)
(1) Public cultural facilities such as Setagaya Art Museum, Setagaya Literary Museum, Setagaya Public Theater, etc.	60.1	23.3	6.2	8.9	1.4
(2) Private cultural facilities such as The Gotoh Museum, Seikado Bunko Art Museum, university museums, etc.	27.1	34.8	9.8	24.4	3.8
(3) Historical cultural resources such as Setagaya Daikan Yashiki (magistrate's residence), Setagaya Museum of History, Jidayubori Park's old Farm House Garden, Noge Otsuka Burial Mound, etc.	46.9	24.3	8.8	17.9	2.1

(All respondents)

Q46. Are you satisfied with the city's environment for enabling people to become more familiar with arts and culture? (Choose one)

1 Satisfied	9.5	3 Somewhat dissatisfied	13.2
2 Somewhat satisfied	44.7	4 Dissatisfied	7.0
		5 I do not know	24.3
<i>(No answer)</i>			1.3

【 Sports 】

Setagaya City aims to realize a society that enables lifetime sporting activities in which anyone can enjoy and grow more familiar with sports and recreation anytime, anywhere.

(All respondents)

Q47. How often do you stay committed to sports or exercise (including walking, light exercise, exercise as preventive care, and any recreational activities) in the last one year? (Choose one)

1 3 times a week or more	21.5	4 1 - 2 times every 3 months	4.9
2 1 - 2 times a week	26.7	5 1 - 3 times a year	5.8
3 1 - 3 times a month	16.7	6 I have not engaged in any sports or exercises	23.1
<i>(No answer)</i>			1.2

(All respondents)

Q48. Please tell us about how the COVID-19 pandemic changed the sports environment for you.

(Choose all that apply)

1	I did sports and exercise indoors at home, etc	more	22.3
2	I refrained from doing sports because the facilities were closed		13.9
3	I did sports and exercise outdoors more		9.9
4	I started to consciously do sports and exercise		13.7
5	I stopped doing the sports and exercise that I had been doing up to then		11.7
6	I did sports and exercise alone more than with other people		9.4
7	I started doing new sports and kinds of exercise		5.0
8	I did sports and exercise using the Internet (video streams, online classes, etc.) more		8.3
9	My club activities were suspended, so I could not do any sports or exercise		3.7
10	I did not feel that anything had changed in particular		34.9
<i>(No answer)</i>			4.0

(All respondents)

Q49. If a new sports facility were built, what would you want to be able to do there?

(Choose all that apply)

1	Walking	30.3	9	Bouldering / climbing	11.5	17	Kyudo	5.2	
2	Working out	23.3	10	Soccer	3.7	18	Archery	3.1	
3	Running / marathons	10.5	11	Futsal	4.4	19	Volleyball	2.7	
4	Cycling	18.0	12	Rugby	1.3	20	Swimming	24.2	
5	Golf	12.3	13	Baseball / softball	3.3	21	Table tennis	10.4	
6	Tennis / soft tennis	11.4	14	Skateboarding	3.2	22	Basketball	5.3	
7	Wall ball training (tennis, baseball, soccer, etc.)	9.6	15	Badminton	9.6	23	3x3 basketball	3.1	
8	Squash	6.3	16	Martial arts (judo, kendo, karate, etc.)	4.7	24	Dancing, yoga, gymnastics, etc.	30.1	
<i>(No answer)</i>							25	Other	8.4
								5.0	

***** 【 Smoking Etiquette 】 *****

With the aim of realizing city development that deepens mutual understanding between smokers and non-smokers, and improve smoking etiquette within the community, Setagaya City enacted the “Setagaya City Tobacco Rules” in October 2018. These rules prohibit smoking on roads and in parks throughout Setagaya City.

(All respondents)

Q50. Are you currently satisfied with smoking etiquette, including smoking on the street and smoking-related litter, in the area where you reside? (Choose one)

1	Satisfied	14.7	3	Somewhat dissatisfied	18.1	
2	Somewhat satisfied	34.2	4	Dissatisfied	25.2	
				5	I do not care	6.9
<i>(No answer)</i>					0.9	

***** 【 Agriculture 】 *****

(All respondents)

Q51. Are you aware of the city's agricultural parks (Kitami Agricultural Park, Seta Agricultural Park) ? (Choose one)

1	I have been to both agricultural parks	0.8
2	I have been to Kitami Agricultural Park only	1.8
3	I have been to Seta Agricultural Park only	2.5
4	Although I have not visited them, I have heard of both agricultural parks	10.3
5	Although I have not visited it, I have heard of Kitami Agricultural Park	2.0
6	Although I have not visited it, I have heard of Seta Agricultural Park	1.5
7	I do not know	80.1
<i>(No answer)</i>		1.0

***** 【 Parks 】 *****

(All respondents)

Q52. The city is currently expanding Tamagawa Nogemachi Park (Noge 1-chome) and Kamiyoga Park (Kamiyoga 4-chome), using former sites of national public officers' housing. Did you know that these parks are being expanded? (Choose one)

1	I knew about both of them	2.1
2	I knew about Tamagawa Nogemachi Park	5.3
3	I knew about Kamiyoga Park	3.8
4	I did not know about either of them	87.9
<i>(No answer)</i>		0.9

***** 【 Municipal Sidewalks 】 *****

The city maintains 1,095 kilometers of roads, the most out of all of the 23 cities of Tokyo. It is committed to maintaining and upgrading the sidewalks appropriately, to provide an environment that is safe and easy to walk around in, reduce noise and vibration, and so on.

(All respondents)

Q53. What do you think of the sidewalks along the roads you often use and the ones near your home? (Choose one)

1	They are in very good condition	4.9	} Please proceed to Q54
2	They are in good condition	23.3	
3	They are just normal	54.9	
4	They are in bad condition	12.4	→ Please proceed to Q53-1
5	They are in very bad condition	2.8	
<i>(No answer)</i>			1.7

(Please answer Q32-1 if you selected an answer from 4 to 5 in Q53.) (*n*=293)

Q53-1. Why do you think the sidewalks are in bad condition? (Choose all that apply)

1	They are cracked	39.2	5	They are uneven	64.5
2	They have ruts in them	9.2	6	They are old and rough	37.2
3	They have holes in them	18.8	7	There are steps	38.6
4	They get puddles	36.2	8	There is noise and vibration	17.7
			9	Other	13.7
				(No answer)	0.3

【 COVID-19 】

(All respondents)

Q54. What are the effects of the COVID-19 pandemic on your work and lifestyle?

(Choose all that apply)

1	I have less income due to less work	16.7
2	I'm spending less due to refraining from going out, etc.	19.5
3	I'm spending more due to taking measures to prevent infection, etc.	15.9
4	My place of work has changed with the adoption of remote work, etc.	20.7
5	My working hours have changed due to staggered working hours, etc.	6.2
6	My use of delivery services and mail order sales have increased	27.0
7	The number of times I go out for everyday shopping (grocery, etc.) has decreased	32.1
8	The number of times I make hospital visits has decreased	8.3
9	I have less opportunities to go out with friends and acquaintances for gatherings, trips, etc.	76.7
10	I have less opportunities to see family members and relatives because I'm unable to return to my hometown	43.3
11	I have less learning opportunities due to libraries closing, cancellation of courses, etc.	9.5
12	I have less opportunities for cultural and artistic activities, sports, etc.	24.9
13	I feel stressed due to concerns and anxiety about the infection	33.4
14	I feel a lack of physical exercise due to refraining from going out	36.6
15	I have more opportunities to use the Internet for meetings, taking courses, etc.	22.9
16	I have more opportunities to use the Internet to do things such as communicate with friends and acquaintances	14.4
17	My use of cashless payments (making payments, etc. with credit cards and smartphones) has increased	31.3
	(No answer)	2.2

(All respondents)

Q55. One of the problems the COVID-19 pandemic has caused is the reduced opportunities to go out and communicate with people. In the past year, did you ever have whole days when you did not talk to anyone at all? (Choose one)

1	Frequently (a few days a week)	11.0	3	Rarely (just a few days in the whole year)	20.4
2	Occasionally (a few days a month)	18.4	4	Never	48.2
				(No answer)	2.0

***** 【 Distribution of Information in the City 】 *****

(All respondents)

Q56. Where do you get information from about COVID-19 in Setagaya City? (Choose all that apply)

1	The city's newsletter (the "Setagaya" city's information)	35.3	9	The city's smartphone app	2.3
2	The city's website	33.5	10	Setagaya Call (inquiry hotline)	1.1
3	The city's official Twitter account	4.2	11	The official bulletin boards around the city	3.8
4	The city's official LINE account	2.6	12	Flyers created by the city (vaccination information, etc.)	11.4
5	The city's official Facebook account	0.4	13	Circulars from neighborhood and community associations	8.5
6	The city's official YouTube channel	0.6	14	Other	7.2
7	The email distribution service (email newsletter)	3.6	15	I do not get any in particular (No answer)	27.6
8	FM Setagaya	0.4			1.9

(All respondents)

Q57. The city uses a variety of digital media to distribute information. Examples include its website and official Twitter account. Which of the following media do you think are easy to get information from? (Choose all that apply)

1	The city's website	44.4	6	The email distribution service (email newsletter)	7.3
2	The city's official Twitter account	12.3	7	The city's smartphone app	6.3
3	The city's official LINE account	14.1	8	None in particular	8.1
4	The city's official Facebook account	2.4	9	I have never used any of them	27.8
5	The city's official YouTube channel	3.3		(No answer)	3.1

(All respondents)

Q58. The staff at the city's Community Development Branch Offices are offering support with making COVID-19 vaccination appointments for people who find it difficult do it themselves via the Internet, etc. Did you know about this? (Choose one)

1	I knew about it and have used it	7.2	3	I did not know about it	49.2
2	I knew about it, but have not used it	41.7		(No answer)	1.9

(All respondents)

Q59. Smartphones (including Raku-Raku phones) have become very widespread, and are now used for things like the Internet and LINE as well as phone calls and email. As such, they are now used as communication tools in many areas of daily life.

Which of the following best describes your smartphone situation? (Choose one)

1	I have a smartphone, and use it for other things (camera, Internet, LINE, etc.) as well as phone calls and email	79.4
2	I have a smartphone, and use it for phone calls and email	6.6
3	I have a smartphone, but rarely use it	3.5
4	I do not have a smartphone, but would want one if I knew how to use them	2.2
5	I do not have a smartphone, and do not feel that I need one	6.1
	(No answer)	2.2

*** Basic Information***

(All respondents)

F 1 What is your sex? (Choose one)

1	Male	37.4	2	Female	60.6	3	Other	0.4	
								(No answer)	1.6

F 2 How old are you? (Choose one)

1	18-19 years	1.2	6	40-44 years	7.7	11	65-69 years	7.4	
2	20-24 years	3.2	7	45-49 years	9.7	12	70-74 years	9.5	
3	25-29 years	4.2	8	50-54 years	10.3	13	75-79 years	6.6	
4	30-34 years	5.1	9	55-59 years	9.4	14	80-84 years	4.9	
5	35-39 years	6.8	10	60-64 years	8.4	15	85 years and above	4.0	
								(No answer)	1.5

F 3 What is your occupation? (Choose one)

1	Self-employed / business owner	11.3	4	Otherwise employed (family business, agricultural worker, etc.)	0.8	
2	Company employee, public officer, or organization employee	35.6	5	Full-time homemaker	16.4	
3	Part-timer/Temporary worker(Including part-time, temporary, and dispatch staff, etc.)	13.1	6	Student	2.7	
			7	Unemployed	15.6	
			8	Other	2.9	
					(No answer)	1.7

F 4 What is your family composition? (Choose one)

1	Husband and wife (single generation family)	27.2	
2	Parent and children only (two-generation family)	40.6	
3	Parent, children, and grandchildren (three-generation family)	5.4	
4	Live alone	18.0	
5	Other	7.0	
		(No answer)	1.8

F 5 Including yourself, are there any seniors (above 65 years of age) in your family? (Choose one)

1	Yes	46.9	2	No	51.2	
					(No answer)	2.0

F 6 Do you have a spouse? (Choose one)

1	No (Including divorced or widowed)	34.9	→	Please proceed to F7	
2	Yes	62.8	→	Please proceed to F6-1	
				(No answer)	2.3

(Please answer F6-1 if you selected 2 in F6.) (n=1,207)

F 6-1 Are you and your spouse both working? (Choose one)

1	Yes	49.6	2	No	49.8	
					(No answer)	0.6

(All respondents)

F 7 Which of the following is applicable to you? (Choose one)

1	Single	24.0
2	I have children (the eldest is in preschool)	5.2
3	I have children (the eldest is in elementary/junior high school)	9.9
4	I have children (the eldest is in high school/university)	8.1
5	I have children (the eldest is independent: graduated from school, employed, married, etc.)	14.5
6	Living with my children and their spouse (I am 65 years and above)	3.1
7	Living apart from my children and their spouse (I am 65 years and above)	4.1
8	Senior citizens only (I am 65 years and above)	8.3
9	Husband and wife only	15.2
10	Other	5.4
		(No answer) 2.1

F 8 Which of the following housing conditions is applicable to you? (Choose one)

1	I own the house	43.4
2	Condominium (owned by me)	19.7
3	Shophouse (owned by me)	0.5
4	House on lease	2.5
5	Shophouse (on lease)	0.5
6	Private-sector apartment / condominium (3 floors and above)	12.1
7	Private-sector apartment / condominium (2 floors and below)	11.0
8	Urban Renaissance Agency (previously Japan Housing Corporation), public corporations, Tokyo municipal housing, Setagaya City municipal housing	3.3
9	Company housing, civil service housing, dormitory, room rental, live-in lodging	2.2
10	Nursing home, home for the elderly	0.1
11	Other	3.1
		(No answer) 1.6

F 9 In which district do you live? (Choose one)

1	Eastern Setagaya (Ikejiri, Shimouma, Mishuku, Taishido, Sangenjaya, Nozawa, Wakabayashi, Kamiuma, Komazawa 1-chome to 2-chome)	14.1
2	Western Setagaya (Setagaya, Tsurumaki, Miyasaka, Sakura, Kyodo, Sakuragaoka)	13.1
3	Eastern Kitazawa (Kitazawa, Daizawa, Ohara, Hanegi, Daita)	8.3
4	Western Kitazawa (Matsubara, Umegaoka, Gotokuji, Akatsutsumi, Sakurajosui)	8.6
5	Northern Tamagawa (Komazawa Koen, Komazawa 3-chome to 5-chome, Shimmachi, Fukasawa, Sakura Shimmachi, Yoga, Kamiyoga, Tamagawadai)	8.5
6	Southern Tamagawa (Okusawa, Higashi Tamagawa, Tamagawa Den-en chofu, Todoroki, Oyamadai, Tamazutsumi)	9.3
7	Western Tamagawa (Nakamachi, Noge, Seta, Kaminoge, Tamagawa)	6.1
8	Northern Kinuta (Funabashi, Chitosedai, Soshigaya, Kinuta, Seijo)	12.6
9	Southern Kinuta (Okura, Kinuta Koen, Okamoto, Kamata, Kitami, Unane)	5.5
10	Karasuyama (Hachimanyama, Minamikarasuyama, Kasuya, Kitakarasuyama, Kyuden, Kamisoshigaya, Kamikitazawa)	12.3
		(No answer) 1.6

Thank you for your cooperation.

※ Please return the completed questionnaire by post by June 2.

2022 Attitude Survey of Setagaya Residents (summary)
Published in September 2022

Published by: Public Relations and Public Hearing Division,
Policy Planning Department, City of Setagaya
4-21-27 Setagaya, Setagaya-ku, Tokyo
TEL: 03-5432-2014
FAX: 03-5432-3001

Survey conducted by: Meihou Co., Ltd.
2-2-33 Matsubara, Naka-ku, Nagoya
TEL: 052-322-0071
FAX: 052-322-0130