



How to Properly Sort and Dispose of Garbage and Recyclable Resources

Please help to keep garbage collection and recyclable resource sites clean by following the rules for sorting and disposing of garbage and recyclable resources properly. Out of consideration for those living near the collection sites, please do not litter these designated areas with garbage or recyclable resources.

For details on how to dispose of recyclable resources and garbage, please check here.

Note: Recyclable resources are also collected at supermarkets and public facilities.



Recyclable Resources

Used papers

Newspapers, magazines
Milk/juice paper cartons
Corrugated cardboard

Glass bottles

Empty food and drink
bottles

Cans

Empty food and
beverage cans

Every

Plastic Bottles

Remove the cap and label, rinse lightly, and crush flat.

 and
 of the month

Note: Plastic bottles are not collected between the 29th and 31st of the month.

Combustible Garbage

Kitchen scraps; cloth and paper scraps; small amounts of wood, branches, and leaves; , plastic items (except plastic bottles); rubber or leather items; etc.

Every

and

Noncombustible Garbage

Items made of metal, glass, or ceramics; spray cans/lighters that are completely empty; small household appliances that are 30 cm or less per side; etc.

 and
 of the month

Note: Garbage is not collected between the 29th and 31st of the month.

Large-sized Garbage

(Items measuring more than 30 cm per side)

Note: You must apply in advance for collection, and a collection fee will be charged.

Setagaya Large-sized Garbage Receiving Center

Tel: 03-5715-1133

Applications are also accepted via the Internet 24 hours a day year-round.

Notes: 1. Except regular maintenance days.

2. In English, Chinese, Korean, Portuguese and Spanish

Search online for "Setagaya Large-sized Garbage Receiving Center."

Hours:

**Mon. through Sat.,
8 a.m. to 7 p.m.**

**Air conditioners, TVs,
washing machines/clothes dryers,
refrigerators (including mini fridges and
electric cooling/heating boxes)/freezers**

Note: You must apply in advance for collection, and a collection fee will be charged.

Ask the appliance retailer where you purchased your appliance or the shop where you are buying a replacement to handle your old appliance. Or contact:

Home Appliance Recycling Center

Tel: 0570-087200 (Navi-Dial; in Japanese or English only)

Reception Hours: Monday through Friday (Closed on national holidays), 9:00 a.m. to 5:00 p.m.

Application via the Internet: <https://kaden23rc.jp/>

Please see the attached Recyclable Resources and Garbage Collection Schedule and write the schedule for your area in the spaces above.

- Please take your garbage and recyclable resources to the designated site **by 8 a.m. on collection day**. **Garbage and recyclable resources are also collected on national holidays.** For combustible garbage at early-morning collection areas (such as some areas near Sangenjaya Station and Shimo-kitazawa Station), please take it to the designated site by 7 a.m. on the designated collection day.
- For collection of garbage and recyclable resources during year-end/New Year holidays, please see the collection calendar posted on the city's website.
- For inquiries concerning collection sites for garbage and recyclable resources, please ask your local Waste Collection Office.
- Since the collection day for recyclable resources conducted by collection groups is different, please take your items to the designated location on the group collection day.

Detailed Instructions on How to Sort and Dispose of Garbage and Recyclable Resources

- Please take garbage and recyclable resources to the designated site **by 8 a.m. (7 a.m. in some areas)** on collection day. **Garbage and recyclable resources are also collected on national holidays.**
- Please **DO NOT** dispose of garbage or put out recyclable resources the day before a collection day. Doing so detracts from the beauty of the area, and crows may target the garbage.
- **Fees are charged if you dispose of large amounts of garbage (about four 45-liter bags or more) or dispose of garbage outside of the collection day.** Contact your local Waste Collection Office for more information about dates, times and fees.

Note: It may not be possible to handle items during busy seasons, such as the yearend/New Year's period.

The collection days for recyclable resources, plastic bottles, combustible garbage, and noncombustible garbage vary depending on the area where you live. Please check the Recyclable Resources and Garbage Collection Schedule insert and write the schedule for your area in the blank spaces.

- Please put recyclable resources outside and **DO NOT** put them inside garbage containers or garbage storage boxes.

Recyclable Resources

Used Paper

Disposal Procedures

Bundle newspaper, magazines, milk/juice paper cartons, and cardboard separately with strings.

Newspapers/flyers



Magazines, etc.

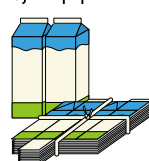


Corrugated cardboard



Dispose of styrofoam used for packaging as **combustible garbage**.

Milk/juice paper cartons



Do not place in a vinyl bag! Do not use adhesive tape!

Secure the items below inside magazines and tie the bundle in a crisscross fashion, or put them out for collection in a paper bag.



Pamphlets and flyers
Wrapping paper

If the handles of the paper bag are made of a material other than paper, please treat the handles as **combustible garbage**.



Candy wrappers and tissue boxes
(Please remove the plastic film and dispose of it as **combustible garbage**.)

Place these paper items in a paper bag.



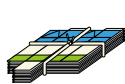
● Applicable Items for Collection

Containers holding 500 ml or more that are white on the inside and have the identifying "Paper Pack" mark.

(1) Wash, cut open and flatten, and dry/drain



(2) Bundle paper cartons (only) with string or place them in a paper bag.




Note: Separate these items from other used paper items, such as magazines.



The following items cannot be collected as recyclable resources. Please treat them as **combustible garbage**.

- Paper that smells or is stained with oil or other substances (such as boxes that held incense, pizza, or detergent)
- Specially-processed paper, such as waterproof paper (yogurt or ice cream containers; sealed postcards; photographs; paper coated with gold, silver, or aluminum foil; heat-sensitive paper, such as cash register receipts; carbon paper; and so on)
- Other (wadded-up paper inside shoes and bags, shredder scraps, magazine supplement CD/DVD inserts, paper cartons lined with aluminum foil, etc.)



Glass Bottles

Disposal Procedures

Empty bottles that contained beverages or food



Rinse the bottles out and place them in the designated yellow container.



Do not place bags in the container.

Note: Please remove the cap.
Metal caps → **Noncombustible garbage**
Plastic caps → **Combustible garbage**



The following items cannot be collected as recyclable resources. Please dispose of them as **noncombustible garbage**.

- Bottles that contained oil
- Bottles that were filled with chemicals, such as pesticides or powerful drugs
- Glass items other than bottles (panes of glass, cups, heat-resistant glass products, etc.)
- Metal items other than cans, such as pots and kettles
- Cans other than those used to hold beverages and food, such as spray cans and gas cylinders



Cans

Disposal Procedures

Empty cans for beverages and food



Rinse the cans out and place them in the designated blue container.



Do not place bags in the container.

Note: Cans with metal caps may be disposed of with the caps left on.

Notes: 1. Containers may not be placed in the case of inclement weather, etc. 2. At garbage collection sites that do not have designated colored containers, place glass bottles and cans separately in a transparent or semitransparent bag so that the contents can be seen.

Plastic Bottles

and

of the month

Disposal Procedures

Remove the cap, label, and sticker; rinse the inside; crush; make sure the inside is empty; **be sure to place items in a transparent or semi-transparent garbage bag so that the contents can be seen.**

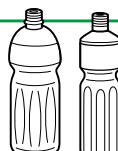


Plastic bottles bearing the PET mark as shown at left are recyclable.

- Notes: 1. Since items used for at-home medical treatment, such as injection needles (including pen-type injection needles) are dangerous, please do not place them in a plastic PET bottle before disposal.
2. Dispose of items without the identifying plastic PET mark and items with marks other than the abovementioned as **combustible garbage**.

Note: Plastic bottles are not collected between the 29th and 31st of the month.

- Please dispose of plastic bottles only on the collection days designated for plastic bottles.
- Please dispose of plastic bottles at collection boxes located at supermarkets, and public facilities whenever possible.



The following items cannot be collected as recyclable resources. Please dispose of them as **combustible garbage**.

- Plastic bottles that contained cooking oil
- Plastic bottles that contained spices
- Plastic bottles that stored contents other than food



Liquids cannot be disposed of as garbage!

If there is liquid remaining in containers, such as plastic containers, please remove the liquid before taking the container to the collection site. If there is a small amount of liquid, please absorb the liquid with cloth or other such material, and dispose of the cloth as combustible garbage before disposal (This excludes hazardous items, such as medicine or chemicals).

Combustible Garbage

and

Disposal Procedures

Place items in a container (90 liters or less) with a lid, or in a transparent or semitransparent bag so that the contents can be seen. Note: If plastic or wooden items contain metal parts (such as a hanger), dispose of it according to the rules for whichever material is more voluminous. Please remove the metal parts if they can be separated safely and easily.

Kitchen Scraps, Paper Scraps, Wood and Tree Scraps, Etc.

Kitchen scraps



Drain completely.

Small amounts of wood, branches, and leaves



Items should be 10 cm in thickness and 50 cm in length or smaller.

Clothes



Stockings, etc. (including synthetic fibers)

Diapers



Note: Please dispose of human waste in the toilet.

Paper that cannot be recycled (heat-sensitive paper and other paper scraps, photographs, etc.)



Plastic Items

Tubes



Bento boxes and other food containers



Containers for shampoo, detergent, etc.




Make sure the containers are empty!

Food containers



Retort pouches, food wrap, film, etc.



Medical plasters and bandages



Plastic toys



(Note: items with electronic parts should be disposed of as noncombustible garbage)

Snack bags



Videotapes, DVDs, CDs, MDs, etc.



Nets and styrofoam



Other plastic items



Desiccants and refrigerants



Rubber and Leather Items

Rubber and leather shoes



Rubber hoses and belts



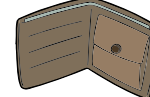
(cut into pieces 50 cm or shorter)

Briefcases/handbags



(items 30 cm or less in length)

Other items, such as wallets



Noncombustible Garbage

and

of the month

Disposal Procedures

Place items in a container (90 liters or less) with a lid, or in a transparent or semitransparent bag so that the contents can be seen. Notes: 1. Dispose of broken or sharp items such as knives in their original packaging or wrap them in thick paper and label them "キケン" (dangerous) so that collection workers will not be injured. 2. For disposing of thermometers and manometers containing mercury, call your local Waste Collection Office. 3. Take used rechargeable batteries, such as mobile batteries, to recycle-cooperating shops.

Glass and Ceramic Items



Glass



Ceramic Items



Mirrors

(measuring 30 cm or less per side)


Note: Wrap sharp items, such as broken glass, in newspaper and label it "キケン" (dangerous).

Spray Cans, Gas Cylinders, Lighters (place these items in a separate bag)



Note: Please be sure these items are empty of their contents before disposal. Place them in a bag separate from other noncombustible garbage, and label the bag "スプレー缶" (spray cans), "ライター" (lighters), etc.

Fluorescent Light Bulbs, Light Bulbs



Note: Place these items in their original packaging, etc., so that they are not broken.



Batteries



Dry-Cell Batteries



Coin-Shaped Batteries (CR- and BR-type batteries)

Note: Take used button-type batteries to the "Button-type Battery Collection Can" located at recycle-cooperating shops.


Small Household Appliances and Metal Items

Small household appliances, items made of metal, knives, wire hangers, extension cords, electric chargers, pots, kettles, etc. (measuring 30 cm or less per side [excluding handles or hilts])




Others

Disposable pocket-warmers



Aluminum foil



Note: Noncombustible garbage is not collected between the 29th and 31st of the month.

Items That Require Reservations

Large-sized garbage (items measuring more than 30 cm per side): Furniture/bedding, bicycles, electrical appliances, etc.

These items are collected on a reservation-only basis, and fees are charged. Please arrange pickup by telephone or online.

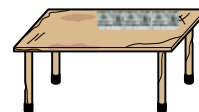
For large-sized garbage: **Call the Setagaya Large-sized Garbage Receiving Center (Tel: 03-5715-1133).** * In English, Chinese, Korean, Portuguese and Spanish

Hours: Monday through Saturday (including national holidays, except between December 29 and January 3), 8 a.m. to 7 p.m.

Online: Application can be made from the Setagaya City website.



Large-sized Garbage
Receiving Center



● Disassembled items such as cabinets, cupboards and carpets are also considered large-sized garbage. The handling fee is the same.

You can bring items directly to the center on Saturdays and Sundays. Please arrange this in advance with the Setagaya Large-sized Garbage Receiving Center. Note: Applications are also accepted via the Internet.

No. of items: Up to 10 items each time

Handling fee: About half the price charged for collection by truck (minimum ¥200).

The collection site for items brought in directly is the Funabashi Large-sized Garbage Station (7-21-15 Funabashi). Note: You will be informed of details, such as the location of the waste station, when you apply.

Items the City Does Not Collect

Air conditioners, TVs, washing machines/clothes dryers, refrigerators (including mini fridges and electric cooling/heating boxes)/freezers, and other items subject to the Home Appliance Recycling Law

● Ask the appliance retailer where you purchased your appliance or the shop where you are buying a replacement to handle your old appliance.

Alternatively, please contact the Home Appliance Recycling Center.

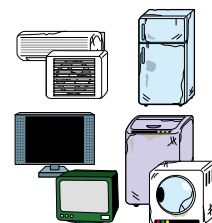
Home Appliance Recycling Center

Tel: 0570-087200 (Navi-Dial; in Japanese or English only)

Reception Hours: Monday through Friday (Closed on national holidays), 9:00 a.m. to 5:00 p.m.

Application via the Internet: <https://kaden23rc.jp/>

● You can also take your item directly to the collection site designated by the manufacturer (in this case, you only need to pay the recycling fee). For details, please contact the Home Appliance Recycling Ticket Center below or visit the center's website.



Inquiries about Recycling Fees and Collection Sites Designated by Manufacturers Home Appliance Recycling Ticket Center, Tel: 0120-319640 <https://www.rkc.aeha.or.jp/>

Household PCs, peripherals and accessories: Desktop computers, laptops, displays, etc.

Collection by the manufacturer organization Please apply to the PC3R Promotion Association.

Notes: ● You will not be charged collection and recycling fees for items with the PC recycle identifying mark.

● Accessories accompanying the PC at the time of purchase—such as mice, keyboards, speakers and cables—can also be picked up.

● Please also contact the PC3R Promotion Association (Tel: 03-5282-7685) when the maker of your personal computer cannot be readily identified.



リネットジャパン 検索

<https://www.renet.jp/>

Collection by delivery service partners Please arrange pickup with Renet Japan Recycle Co., Ltd.

Notes: ● You can apply for pickup online. Delivery service company staff will visit your home to collect the item(s) according to the time and day you arrange.

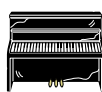
● If your items include the main body of a computer, you can dispose of one boxful free of charge. However, if you are disposing only accessories, such as a display screen or printer, you must pay a collection fee.

● There are also data deletion services and collection services for small electric appliances; fees are charged. Please see the Renet Japan Recycle website for more details.

Items that are difficult for the local government to handle: Fire extinguishers, tires, batteries, paint, oils and petroleum products, chemicals (such as pesticides and powerful drugs), pianos, heat-resistant safes, rocks, sand, dirt, bricks, tiles, drywall, products containing asbestos, injection needles for use in medical treatment*, etc.

Setagaya City does not collect hazardous items or items that are subject to regulations issued by manufacturers. Please ask the manufacturer of the item, the retail outlet where you purchased it, or a specialized company to handle your item. If you need more information about these specialized companies, please call your local Waste Collection Office.

* For disposal of injection needles used for home care, Please consult your family doctor or the pharmacy where you purchased them.



Note: Tile carpets not included.

Information is available online about garbage and recycling:

Setagaya City website
(translation function available)



Life in Setagaya
(Recyclable Resources
and Garbage)



Recyclable Resources and
Garbage Collection Schedule

Inquiries (in Japanese only):

Operations Division, Waste Management Department:
Setagaya Waste Collection Office (Setagaya and Kitazawa areas):
Tamagawa Waste Collection Office (Tamagawa area):
Kinuta Waste Collection Office (Kinuta and Karasuyama areas):

Tel: 03-6304-3253, Fax: 03-6304-3341
Tel: 03-3425-3111, Fax: 03-3425-8381
Tel: 03-3703-2638, Fax: 03-3704-7096
Tel: 03-3290-2151, Fax: 03-3290-2171

Recyclable Resources and Garbage Collection Schedule

April 2025

Town Name	Chome	Recyclables (Once a Week)	Combustible (Twice a Week)	Incombustible (Twice a Month)	Plastic Bottle (Twice a Month)	Competent Waste Collection Office
Akatsutsumi	1, 3–5	Thu.	Wed., Sat.	2nd and 4th Mon.	1st and 3rd Mon.	Setagaya
	2	Sat.	Tue., Fri.	2nd and 4th Thu.	1st and 3rd Thu.	
Ikejiri	1, 2	Fri.	Mon., Thu.	2nd and 4th Tue.	1st and 3rd Tue.	
	3	Fri.	Mon., Thu.	1st and 3rd Sat.	2nd and 4th Sat.	
	4	Wed.	Mon., Thu.	1st and 3rd Sat.	2nd and 4th Sat.	
Unane	1–3	Mon.	Tue., Fri.	2nd and 4th Sat.	1st and 3rd Sat.	Kinuta
Umegaoka	1–3	Sat.	Tue., Fri.	2nd and 4th Wed.	1st and 3rd Wed.	Setagaya
Okura	1–4	Thu.	Tue., Fri.	1st and 3rd Sat.	2nd and 4th Sat.	Kinuta
	5, 6	Mon.	Tue., Fri.	1st and 3rd Wed.	2nd and 4th Wed.	
Ohara	1	Wed.	Mon., Thu.	2nd and 4th Sat.	1st and 3rd Sat.	Setagaya
	2	Sat.	Tue., Fri.	1st and 3rd Thu.	2nd and 4th Thu.	
Okamoto	1–3	Thu.	Tue., Fri.	2nd and 4th Sat.	1st and 3rd Sat.	Kinuta
Okusawa	1, 3, 4	Wed.	Mon., Thu.	1st and 3rd Fri.	2nd and 4th Fri.	Tamagawa
	2, 5, 6	Wed.	Mon., Thu.	2nd and 4th Fri.	1st and 3rd Fri.	
	7	Sat.	Mon., Thu.	1st and 3rd Tue.	2nd and 4th Tue.	
	8	Sat.	Mon., Thu.	2nd and 4th Fri.	1st and 3rd Fri.	
Oyamada	1–3	Sat.	Mon., Thu.	2nd and 4th Tue.	1st and 3rd Tue.	Kinuta
Kasuya	1, 2	Fri.	Wed., Sat.	2nd and 4th Thu.	1st and 3rd Thu.	
	3, 4	Tue.	Wed., Sat.	2nd and 4th Thu.	1st and 3rd Thu.	
Kamata	1–4	Thu.	Tue., Fri.	2nd and 4th Sat.	1st and 3rd Sat.	Setagaya
Kamiuma	1	Fri.	Mon., Thu.	2nd and 4th Tue.	1st and 3rd Tue.	
	2–5	Mon.	Tue., Fri.	1st and 3rd Wed.	2nd and 4th Wed.	Kinuta
Kami-kitazawa	1–4	Sat.	Mon., Thu.	1st and 3rd Tue.	2nd and 4th Tue.	
	5	Sat.	Mon., Thu.	2nd and 4th Tue.	1st and 3rd Tue.	
Kami-soshigaya	1, 2, 5–7	Tue.	Wed., Sat.	2nd and 4th Thu.	1st and 3rd Thu.	Kinuta
	3, 4	Tue.	Wed., Sat.	1st and 3rd Thu.	2nd and 4th Thu.	
Kaminoge	1, 4	Thu.	Tue., Fri.	2nd and 4th Sat.	1st and 3rd Sat.	Tamagawa
	2, 3	Tue.	Wed., Sat.	1st and 3rd Mon.	2nd and 4th Mon.	
Kami-yoga	1–4	Fri.	Wed., Sat.	1st and 3rd Thu.	2nd and 4th Thu.	
	5, 6	Tue.	Wed., Sat.	1st and 3rd Thu.	2nd and 4th Thu.	Kinuta
Kita-karasuyama	1, 3	Wed.	Mon., Thu.	2nd and 4th Tue.	1st and 3rd Tue.	
	2, 4–9	Wed.	Mon., Thu.	2nd and 4th Fri.	1st and 3rd Fri.	Setagaya
Kitazawa	1–5	Wed.	Mon., Thu.	2nd and 4th Sat.	1st and 3rd Sat.	
Kitami	1–9	Mon.	Tue., Fri.	1st and 3rd Wed.	2nd and 4th Wed.	Kinuta
Kinuta	1–5	Thu.	Tue., Fri.	1st and 3rd Sat.	2nd and 4th Sat.	
	6, 8	Thu.	Tue., Fri.	2nd and 4th Wed.	1st and 3rd Wed.	
	7	Mon.	Tue., Fri.	2nd and 4th Wed.	1st and 3rd Wed.	
Kinuta Koen		Thu.	Tue., Fri.	1st and 3rd Sat.	2nd and 4th Sat.	
Kyuden	1–3	Sat.	Mon., Thu.	1st and 3rd Fri.	2nd and 4th Fri.	Setagaya
	4, 5	Wed.	Mon., Thu.	1st and 3rd Fri.	2nd and 4th Fri.	
Kyodo	1, 4, 5	Thu.	Wed., Sat.	1st and 3rd Mon.	2nd and 4th Mon.	
	2, 3	Thu.	Wed., Sat.	2nd and 4th Mon.	1st and 3rd Mon.	
Gotokuji	1	Sat.	Tue., Fri.	2nd and 4th Thu.	1st and 3rd Thu.	
	2	Tue.	Wed., Sat.	2nd and 4th Fri.	1st and 3rd Fri.	Tamagawa
Komazawa	1, 2	Mon.	Tue., Fri.	1st and 3rd Wed.	2nd and 4th Wed.	
	3	Fri.	Wed., Sat.	2nd and 4th Thu.	1st and 3rd Thu.	
Komazawa Koen	4, 5	Mon.	Tue., Fri.	2nd and 4th Wed.	1st and 3rd Wed.	Setagaya
		Mon.	Tue., Fri.	2nd and 4th Wed.	1st and 3rd Wed.	
Sakura	1, 2	Thu.	Wed., Sat.	2nd and 4th Fri.	1st and 3rd Fri.	
	3	Tue.	Wed., Sat.	2nd and 4th Fri.	1st and 3rd Fri.	Tamagawa
Sakuragaoka	1–5	Tue.	Wed., Sat.	1st and 3rd Mon.	2nd and 4th Mon.	
Sakura-shinmachi	1, 2	Fri.	Wed., Sat.	2nd and 4th Thu.	1st and 3rd Thu.	Setagaya
Sakurajosui	1–5	Thu.	Wed., Sat.	2nd and 4th Mon.	1st and 3rd Mon.	
Sangenjaya	1	Fri.	Mon., Thu.	2nd and 4th Tue.	1st and 3rd Tue.	
	2	Mon.	Tue., Fri.	1st and 3rd Wed.	2nd and 4th Wed.	
Shimouma	1, 3–6	Fri.	Mon., Thu.	1st and 3rd Tue.	2nd and 4th Tue.	
	2	Fri.	Mon., Thu.	2nd and 4th Tue.	1st and 3rd Tue.	Tamagawa
Shinmachi	1	Mon.	Tue., Fri.	2nd and 4th Wed.	1st and 3rd Wed.	
	2, 3	Fri.	Wed., Sat.	2nd and 4th Thu.	1st and 3rd Thu.	

Town Name	Chome	Recyclables (Once a Week)	Combustible (Twice a Week)	Incombustible (Twice a Month)	Plastic Bottle (Twice a Month)	Competent Waste Collection Office
Seijo	1–6	Mon.	Tue., Fri.	2nd and 4th Wed.	1st and 3rd Wed.	Kinuta
	7–9	Tue.	Wed., Sat.	1st and 3rd Thu.	2nd and 4th Thu.	
Seta	1, 2	Tue.	Wed., Sat.	1st and 3rd Mon.	2nd and 4th Mon.	Tamagawa
	3	Thu.	Wed., Sat.	1st and 3rd Mon.	2nd and 4th Mon.	
	4, 5	Tue.	Wed., Sat.	2nd and 4th Mon.	1st and 3rd Mon.	
Setagaya	1–4	Tue.	Wed., Sat.	2nd and 4th Fri.	1st and 3rd Fri.	Setagaya
Soshigaya	1, 2	Fri.	Wed., Sat.	2nd and 4th Mon.	1st and 3rd Mon.	Kinuta
	3	Tue.	Wed., Sat.	2nd and 4th Mon.	1st and 3rd Mon.	
	4–6	Tue.	Wed., Sat.	1st and 3rd Thu.	2nd and 4th Thu.	
Taishido	1, 2	Fri.	Mon., Thu.	2nd and 4th Tue.	1st and 3rd Tue.	Setagaya
	3	Wed.	Mon., Thu.	1st and 3rd Sat.	2nd and 4th Sat.	
	4, 5	Mon.	Tue., Fri.	2nd and 4th Wed.	1st and 3rd Wed.	
Daizawa	1–3, 5	Wed.	Mon., Thu.	1st and 3rd Sat.	2nd and 4th Sat.	
	4	Mon.	Tue., Fri.	1st and 3rd Thu.	2nd and 4th Thu.	
Daita	1	Mon.	Tue., Fri.	1st and 3rd Thu.	2nd and 4th Thu.	
	2, 5	Wed.	Tue., Fri.	1st and 3rd Thu.	2nd and 4th Thu.	
	3	Sat.	Tue., Fri.	2nd and 4th Wed.	1st and 3rd Wed.	
	4	Sat.	Tue., Fri.	1st and 3rd Thu.	2nd and 4th Thu.	
	6	Wed.	Mon., Thu.	2nd and 4th Sat.	1st and 3rd Sat.	
Tamagawa	1, 2	Tue.	Wed., Sat.	1st and 3rd Mon.	2nd and 4th Mon.	Tamagawa
	3, 4	Tue.	Wed., Sat.	2nd and 4th Mon.	1st and 3rd Mon.	
Tamagawadai	1, 2	Tue.	Wed., Sat.	2nd and 4th Mon.	1st and 3rd Mon.	
Tamagawa Den-en Chofu	1, 2	Wed.	Mon., Thu.	2nd and 4th Fri.	1st and 3rd Fri.	
Tamazutsumi	1, 2	Sat.	Mon., Thu.	2nd and 4th Tue.	1st and 3rd Tue.	
Chitosedai	1–6	Fri.	Wed., Sat.	2nd and 4th Mon.	1st and 3rd Mon.	Kinuta
Tsurumaki	1–5	Tue.	Wed., Sat.	1st and 3rd Fri.	2nd and 4th Fri.	Setagaya
Todoroki	1, 2	Sat.	Mon., Thu.	2nd and 4th Tue.	1st and 3rd Tue.	Tamagawa
	3	Thu.	Tue., Fri.	1st and 3rd Sat.	2nd and 4th Sat.	
	4, 5, 6	Sat.	Mon., Thu.	1st and 3rd Tue.	2nd and 4th Tue.	
	7	Mon.	Tue., Fri.	1st and 3rd Wed.	2nd and 4th Wed.	
	8	Mon.	Tue., Fri.	1st and 3rd Sat.	2nd and 4th Sat.	
Nakamachi	1, 5	Thu.	Tue., Fri.	2nd and 4th Sat.	1st and 3rd Sat.	Setagaya
	2–4	Thu.	Tue., Fri.	1st and 3rd Sat.	2nd and 4th Sat.	
Noge	1–3	Thu.	Tue., Fri.	2nd and 4th Sat.	1st and 3rd Sat.	
Nozawa	1	Fri.	Mon., Thu.	2nd and 4th Tue.	1st and 3rd Tue.	Setagaya
	2, 3	Fri.	Mon., Thu.	1st and 3rd Tue.	2nd and 4th Tue.	
	4	Mon.	Tue., Fri.	1st and 3rd Wed.	2nd and 4th Wed.	
Hachiman-yama	1–3	Sat.	Mon., Thu.	1st and 3rd Tue.	2nd and 4th Tue.	Kinuta
Hanegi	1, 2	Sat.	Tue., Fri.	1st and 3rd Thu.	2nd and 4th Thu.	Setagaya
Higashi-tamagawa	1, 2	Wed.	Mon., Thu.	1st and 3rd Fri.	2nd and 4th Fri.	Tamagawa
Fukasawa	1–4	Mon.	Tue., Fri.	1st and 3rd Wed.	2nd and 4th Wed.	
	5	Mon.	Tue., Fri.	1st and 3rd Sat.	2nd and 4th Sat.	
	6, 7	Mon.	Tue., Fri.	2nd and 4th Wed.	1st and 3rd Wed.	
	8	Thu.	Tue., Fri.	2nd and 4th Wed.	1st and 3rd Wed.	
Funabashi	1–7	Fri.	Wed., Sat.	1st and 3rd Mon.	2nd and 4th Mon.	Kinuta
Matsubara	1–5	Sat.	Tue., Fri.	2nd and 4th Thu.	1st and 3rd Thu.	Setagaya
	6	Sat.	Tue., Fri.	1st and 3rd Thu.	2nd and 4th Thu.	
Mishuku	1	Fri.	Mon., Thu.	2nd and 4th Tue.	1st and 3rd Tue.	
	2	Wed.	Mon., Thu.	1st and 3rd Sat.	2nd and 4th Sat.	
Minami-karasuyama	1, 2, 5	Sat.	Mon., Thu.	2nd and 4th Tue.	1st and 3rd Tue.	Kinuta
	3, 4, 6	Wed.	Mon., Thu.	1st and 3rd Fri.	2nd and 4th Fri.	
Miyasaka	1, 2	Thu.	Wed., Sat.	1st and 3rd Mon.	2nd and 4th Mon.	Setagaya
	3	Thu.	Wed., Sat.	2nd and 4th Mon.	1st and 3rd Mon.	
Yoga	1	Thu.	Wed., Sat.	1st and 3rd Mon.	2nd and 4th Mon.	Tamagawa
	2	Fri.	Wed., Sat.	2nd and 4th Thu.	1st and 3rd Thu.	
	3, 4	Fri.	Wed., Sat.	1st and 3rd Thu.	2nd and 4th Thu.	
Wakabayashi	1, 2	Mon.	Tue., Fri.	2nd and 4th Wed.	1st and 3rd Wed.	Setagaya
	3, 4	Tue.	Wed., Sat.	2nd and 4th Fri.	1st and 3rd Fri.	
	5	Sat.	Tue., Fri.	2nd and 4th Wed.	1st and 3rd Wed.	

Note: Noncombustible garbage and plastic bottles are not collected between the 29th and 31st of each month.