



Smart communication

Parent App Registration Procedure

FAQ



The following is a guide to the account registration process for the CoDMON Parent App. An email address is required for account registration. If you encounter any difficulties, please scan the QR code on the right with your smartphone to access the FAQ page.

01

Select **"Click here for new registration."**

02

Enter the ID/password listed in the **"Parental Smartphone Application Guide,"** read the terms and conditions, and then tap **"Agree and Proceed."**

03

Confirm the information obtained from the facility and tap **"Next."**

04

Confirm your child's information and tap **"Next."**

05

Select either **"Dad"** or **"Mom."**

06

Enter your name, email address, and password, and tap **"Send confirmation email."**

※The email address you register will be your ID when you login.

※Please configure your e-mail settings so that you can receive e-mails from "@codmon.com."

07

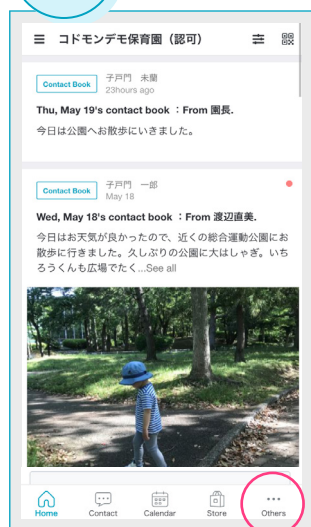
Enter the verification code provided in the email from CoDMON and tap **"Verify."**

08

Registration is complete. After tapping **"Start Using"**, the Home screen will be displayed.

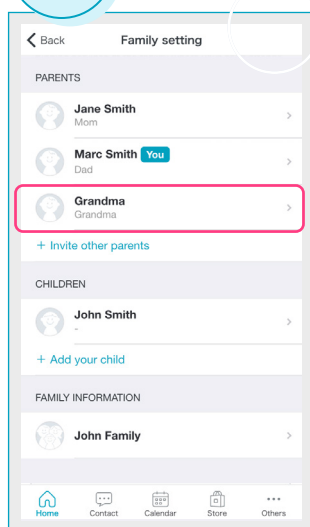
Procedure for inviting other family members

01



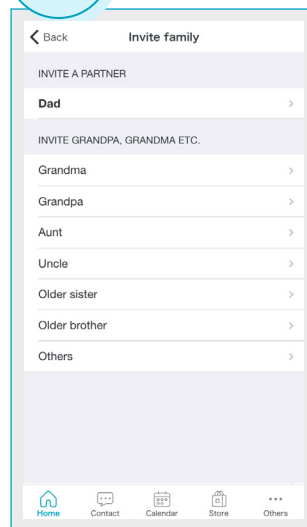
Select "Others" on the far right of the Parent App menu.

02



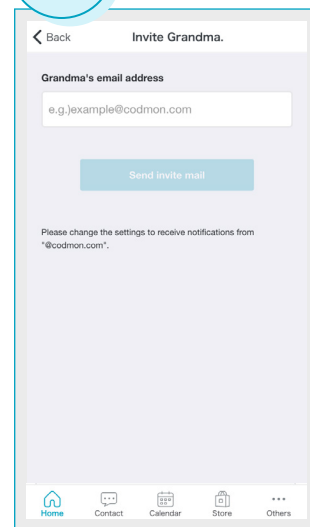
Select "Family Setting" and tap "+ Invite other parents" from the list of parents

03



Select the relationship between the person you are inviting and your child. (They will appear in the list of parents after registration.)

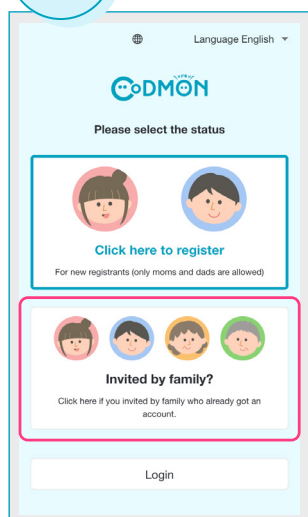
04



Enter the email address of the person you wish to invite and tap "Send Invitation Email".

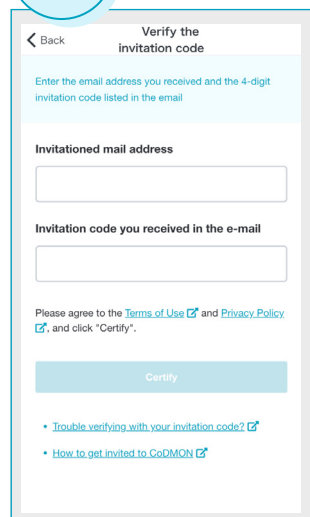
Registration Procedure for Invited Guardians

01



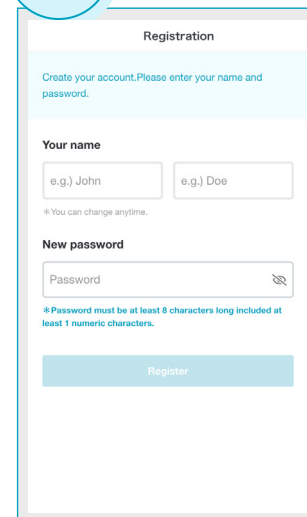
Download and launch the CoDMON Parent App and select "Invited by family?".

02



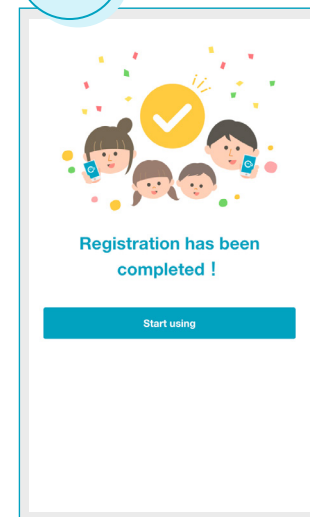
Enter the email address you were invited with and the invitation code that was sent to your email address, and tap "Verify".

03



Enter your name and the password you wish to use, then tap "Register". An account will be created.

04



Registration is complete. Please proceed to "Start Using". The Home screen will be displayed.