

2024 Attitude Survey of Setagaya Residents

(Summary)

The Attitude Survey of Setagaya Residents (Summary) is the summary of the 2024 Attitude Survey of Setagaya Residents conducted in May 2024 and has been prepared so that a wider range of city residents may be informed about it.

This year's survey included topics for understanding changes that occur over time such as "Intention of Permanent Residence" and "Reception of City-Staff", and in addition to these, ones regarding "Public Relations", "Disaster Preparations", and "Furusato Nozei (Hometown Tax Donations)".

The results of the survey are used as basic data for carrying out the mission of the city government.

Those who wish further information may view the full 2024 Attitude Survey of Setagaya Residents at the City Civic Information Centers, City Civic Information Corners, city libraries, and on the city website.

Survey Outline

Sample	Male and female Setagaya City residents at least 18 years of age
Sample Size	5,000 people (Breakdown: 4,842 Japanese nationals, 158 foreign nationals)
Sample Method	Two stage stratified random sampling
Methodology	Distributed by postal mail and responses collected by postal mail or via the Internet
Survey Period	May 15 – June 5, 2024
Effective Responses	2,404 (Breakdown: 2,356 Japanese nationals, 48 foreign nationals)
Effective Responses Rate	48.1% (Breakdown: 64.8% [1,558] responded by postal mail, 35.2% [846] responded via the Internet)

(Conducted in May 2024)

Respondent Attributes

- 1 Intention of Permanent Residence
- 2 City Government
- 3 Reception of City-Staff
- 4 Public Relations
- 5 Welfare and Healthcare
- 6 Childrearing
- 7 Disaster Preparations
- 8 Local Community
- 9 Cultural Activities
- 10 Multicultural Coexistence
- 11 Healthy living
- 12 Sports
- 13 Transportation
- 14 Green
- 15 Furusato Nozei (Hometown Tax Donations)
- 16 SETAGAYA Pay

September 2024



City of Setagaya

The items in this year's survey are as follows: The ones marked with a ★ are covered in this summary

1 Intention of Permanent Residence

- (1) Number of years of residence
- ★ (2) Satisfaction with current day-to-day life
- ★ (3) Livability
- ★ (4) Intention of permanent residence
- (5) Reasons for wanting to reside here permanently
- (6) Reasons for not wanting to reside here permanently
- ★ (7) Difficulties faced in day-to-day life in the area

2 City Government

- ★ (1) Initiatives which the city should actively pursue

3 Reception of City-Staff

- ★ (1) Counter Services and Responses
- ★ (2) Good impression
- ★ (3) Bad impression
- ★ (4) Points to pay attention to regarding staff service

4 Public Relations

- ★ (1) Sources of information on the city's efforts and familiar matters
- (2) Information on the city's efforts and other matters that respondents would like the city to provide

5 Welfare and Healthcare

- ★ (1) Residence intentions in the event of needing nursing or medical care
- (2) Awareness of Welfare Hotlines
- (3) Awareness of in-home medical care
- ★ (4) Awareness of ACP (Advance Care Planning)
- ★ (5) Whether there is someone close to consult with
- (6) Whether there is a worry or concern about day-to-day life
- (7) Support from governmental agencies and private organizations
- (8) Mutual support among community members
- ★ (9) How people feel about dementia

6 Childrearing

- ★ (1) Child raising environment in Setagaya City

7 Disaster Preparations

- (1) Disaster prevention measures
- ★ (2) Awareness of the hazard map
- ★ (3) Awareness of sheltering-at-home recommendations
- (4) Keeping a stock of water and food
- (5) Storing emergency electrical power
- (6) Keeping a stock of portable toilets

8 Local Community

- ★ (1) Intent to participate, and experience participating in, community activities

9 Cultural Activities

- ★ (1) Awareness of the cultural and historic assets within Setagaya City

10 Multicultural Coexistence

- ★ (1) Progress of the city's efforts to become a multicultural coexistence society
- (2) Progress of participation of international residents in community activities
- (3) Status of efforts to eliminate prejudice and discrimination against international residents in the city

11 Healthy living

- ★ (1) Amount of time spent walking per day

12 Sports

- ★ (1) Number of times residents exercised or participated in sports over the past year
- (2) Contribution of sports to improving the QOL
- (3) Contribution of sports to interactions with new people
- (4) Contribution of sports to regional revitalization
- (5) Interest in universal sports

13 Transportation

- ★ (1) Satisfaction with transportation in Setagaya City
- (2) Frequency of bicycle usage
- (3) Main purposes of riding a bicycle
- (4) Whether respondents have collided with a bicycle while walking

14 Green

- ★ (1) Efforts you would like the city to make to conserve and increase greenery

15 Furusato Nozei (Hometown Tax Donations)

- (1) Awareness of the fact that residents of Setagaya City can participate in Furusato Nozei
- (2) Experience of participating in Furusato Nozei
- ★ (3) About the city's stance on return gifts
- (4) Awareness of the decrease in revenue from municipal resident's tax caused by Furusato Nozei
- (5) Sources of information on the decrease in revenue from municipal resident's tax

16 SETAGAYA Pay

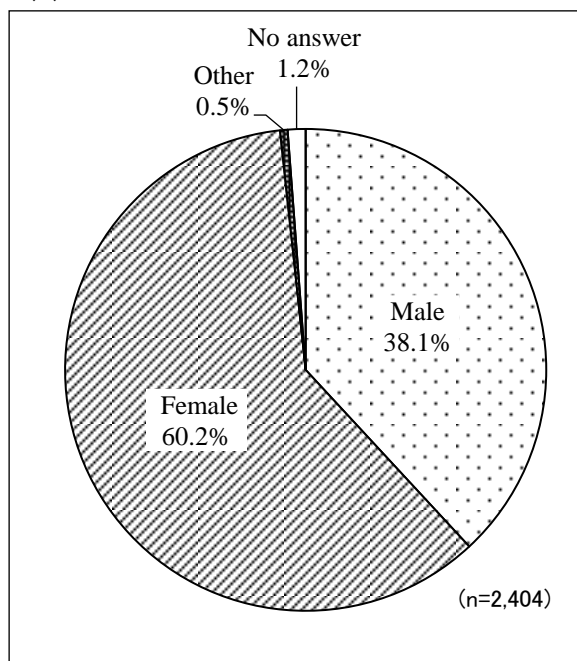
- ★ (1) Awareness and usage of SETAGAYA Pay
- (2) Reasons for not using SETAGAYA Pay

Understanding the Graphs

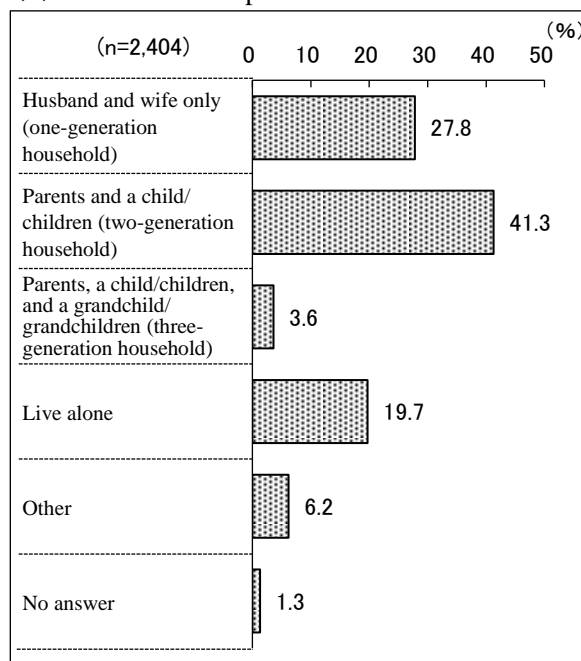
- 1 Only one response was selected for a given question unless it was stated “(multiple responses)”.
- 2 Totals for some questions may not reach 100.0% due to rounding off to one decimal place.
- 3 Totals may exceed 100.0% where multiple responses are allowed for a given question.
- 4 The letter “n” inside the graphs represent the number of residents who responded to the given question.

Respondent Attributes

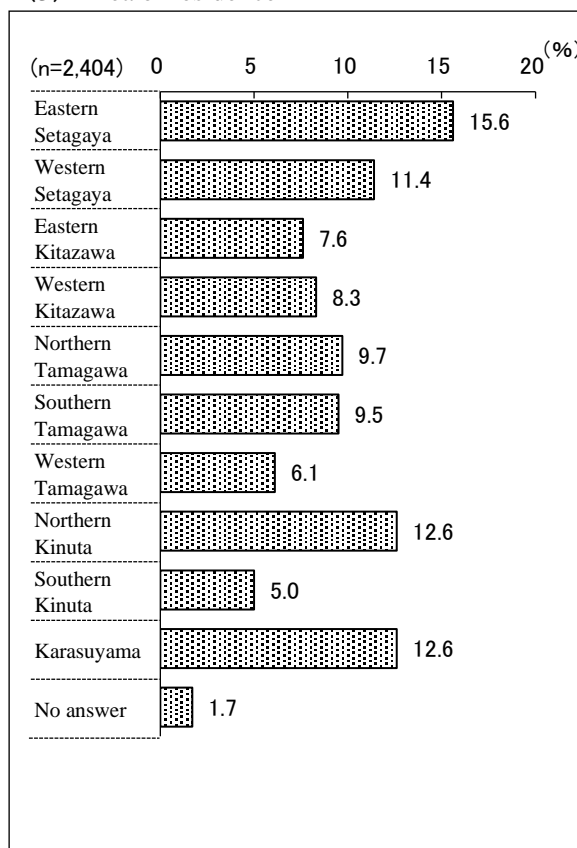
(1) Sex



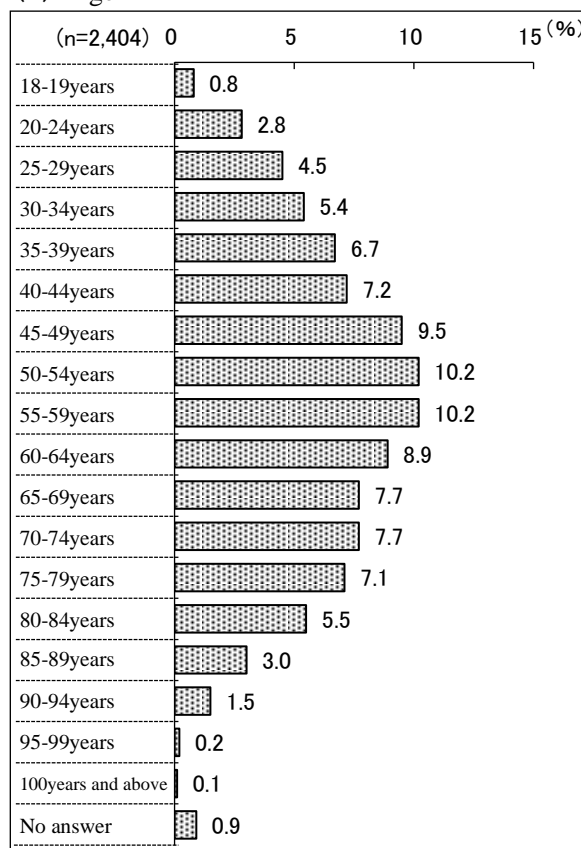
(2) Household composition



(3) Area of residence



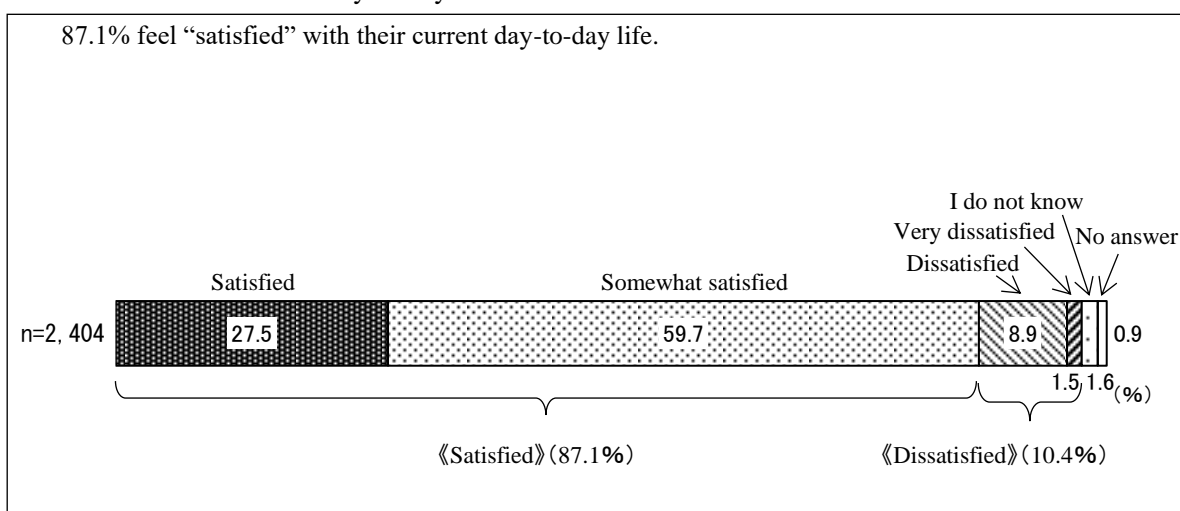
(4) Age



1. Intention of Permanent Residence

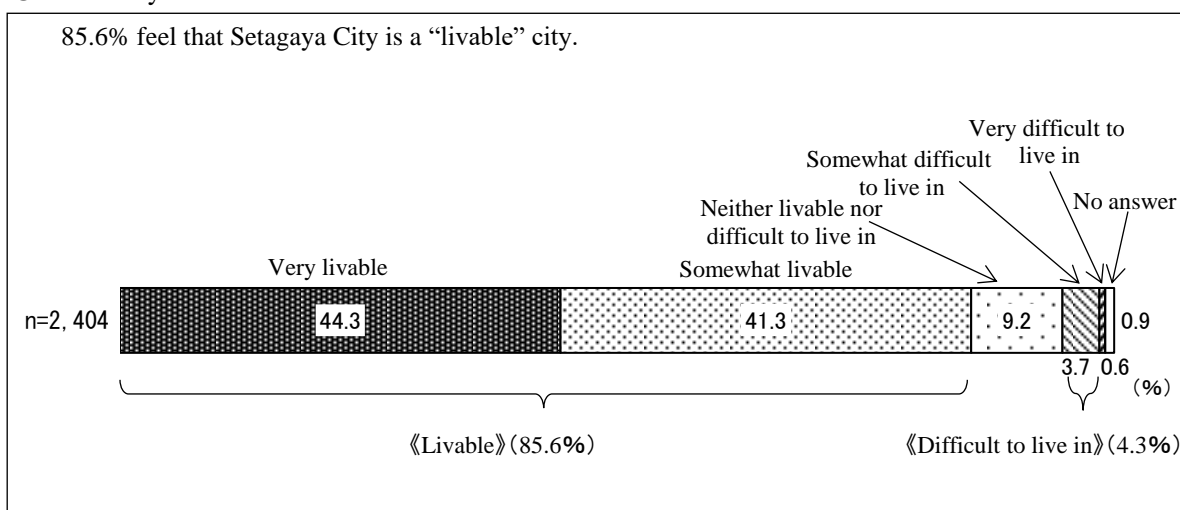
● Satisfaction with current day-to-day life

87.1% feel “satisfied” with their current day-to-day life.



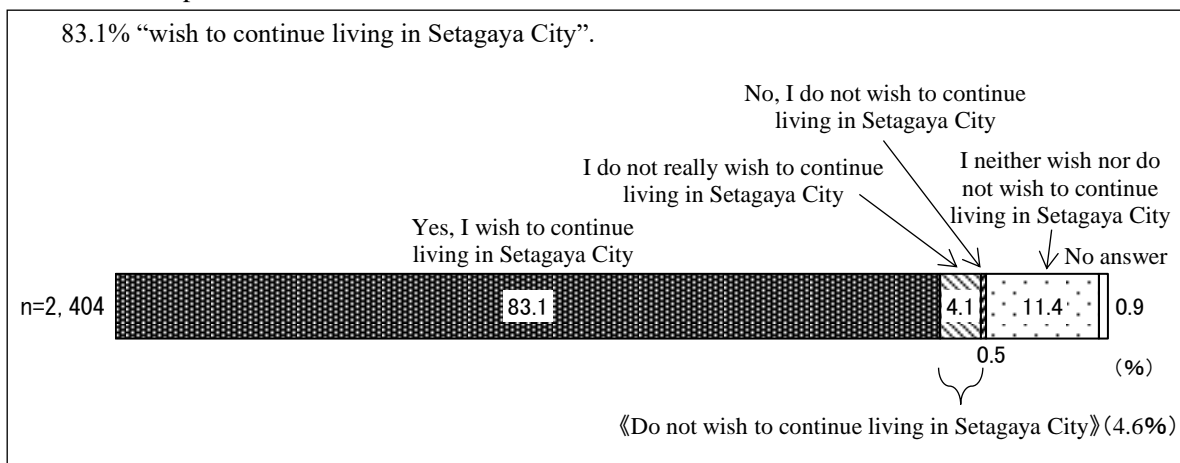
● Livability

85.6% feel that Setagaya City is a “livable” city.



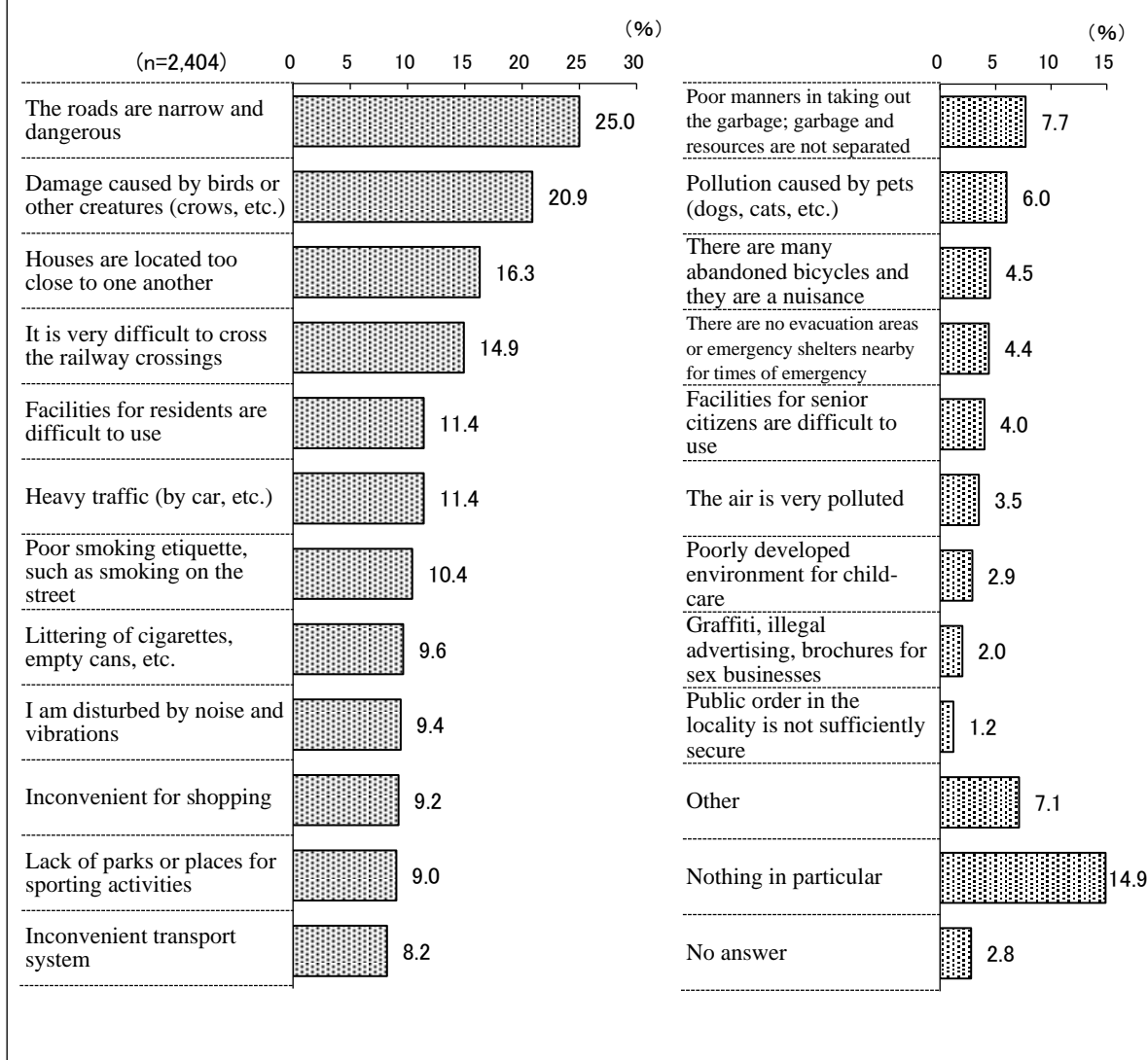
● Intention of permanent residence

83.1% “wish to continue living in Setagaya City”.



● Difficulties faced in day-to-day life in the area (multiple responses)

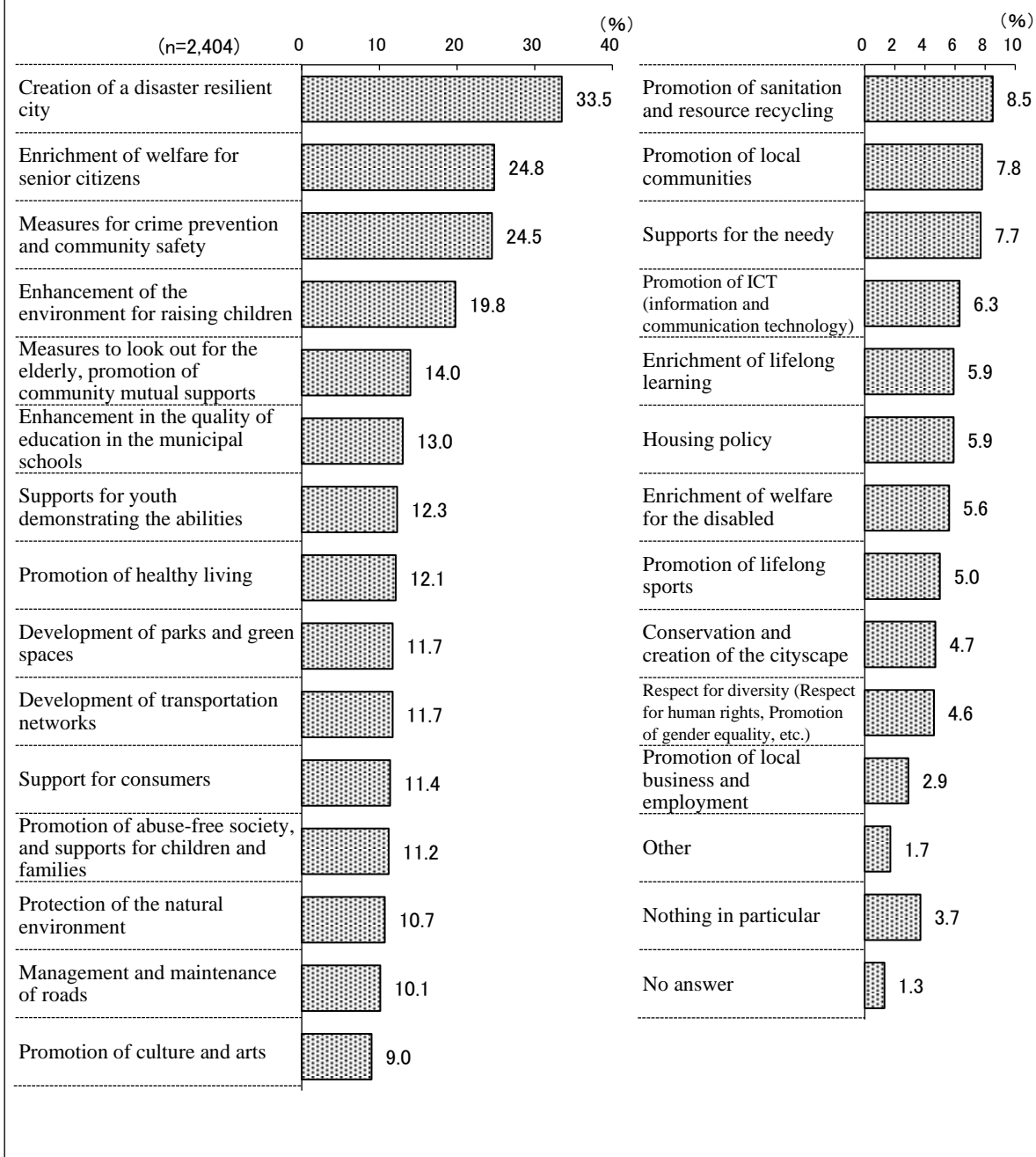
The highest response was 25.0% for “The roads are narrow and dangerous”, followed by “Damage caused by birds or other creatures (crows, etc.)”, “Houses are located too close to one another”, etc.



2. City Government

● Initiatives which the city should actively pursue (multiple responses)

The highest response was 33.5% for “Creation of a disaster resilient city”, followed by, “Enrichment of welfare for senior citizens”, “Measures for crime prevention and community safety”, etc.

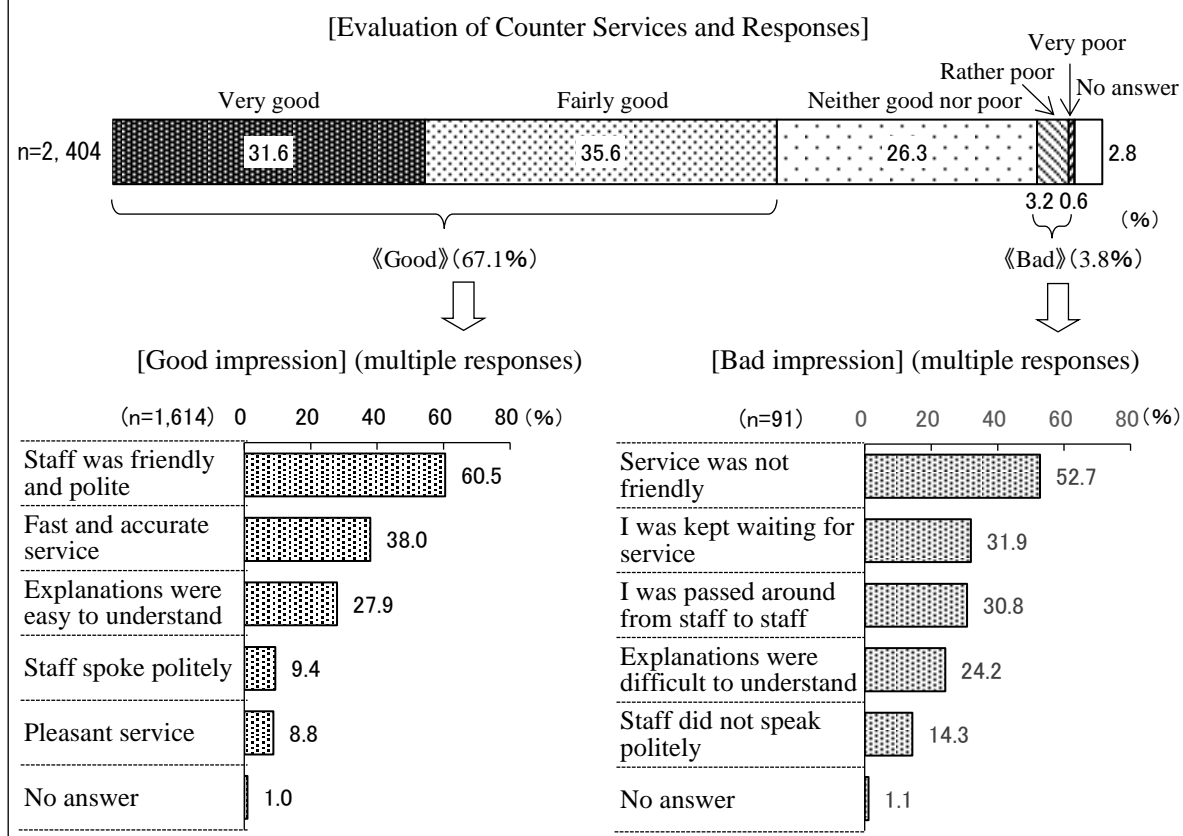


3. Reception of City-Staff

- Evaluation of the city government's counter services and responses, and those which left good and bad impressions

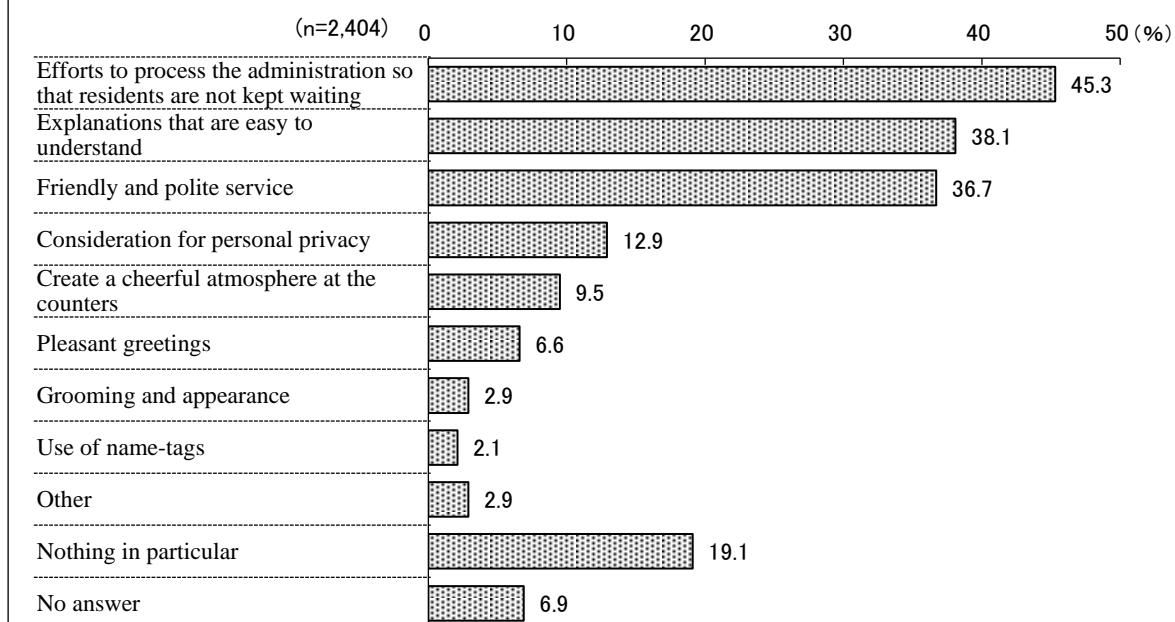
67.1% of the respondents felt that the city's counter services were good.

Whether or not staff was friendly and polite was a determining factor.



- Points to pay attention to regarding staff service (multiple responses)

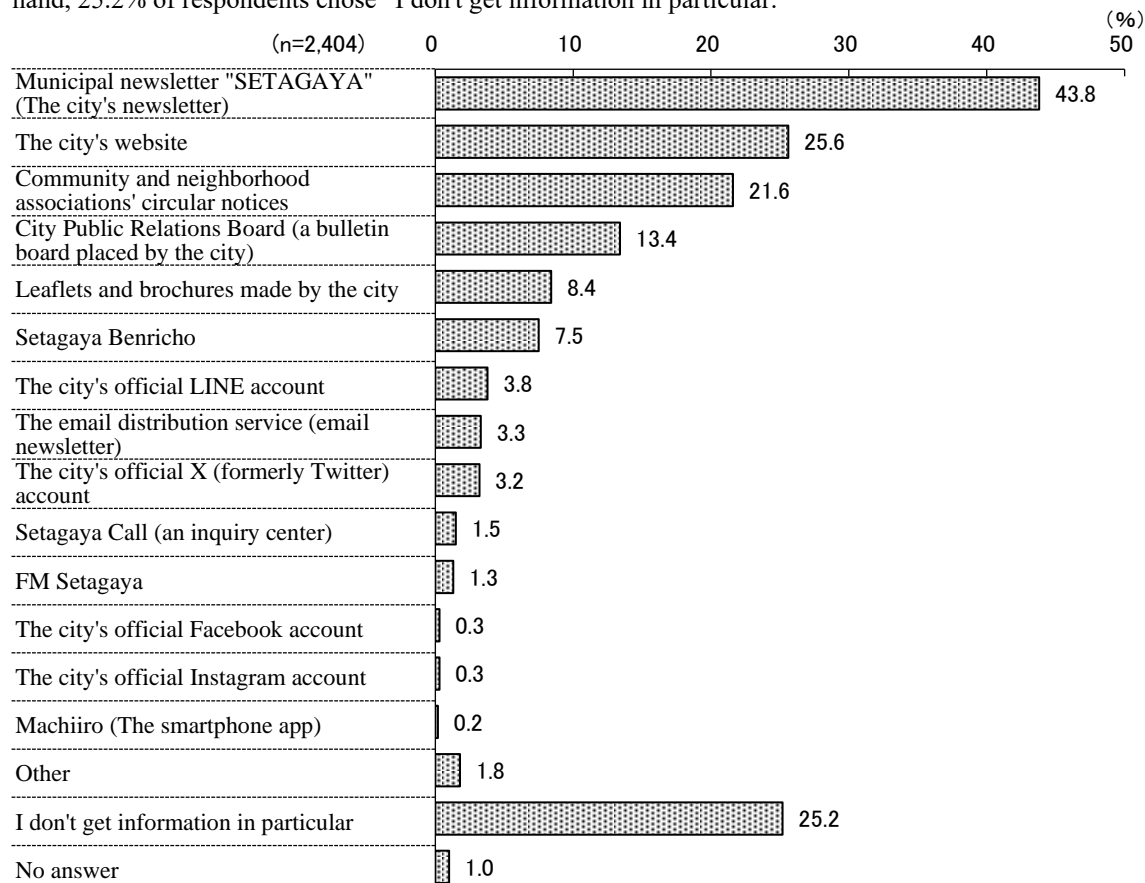
The highest response was 45.3% for "Efforts to process the administration so that residents are not kept waiting", followed by "Explanations that are easy to understand", "Friendly and polite service", etc.



4. Public Relations

● Sources of information on the city's efforts and familiar matters (multiple responses)


When asked about the sources of information on the city's efforts and familiar matters, respondents who chose "Municipal newsletter "SETAGAYA" (The city's newsletter)" accounted for the highest percentage at 43.8%, followed by those who chose "The city's website", "Community and neighborhood associations' circular notices", "City Public Relations Board (a bulletin board placed by the city)", etc. On the other hand, 25.2% of respondents chose "I don't get information in particular."



5. Welfare and Healthcare

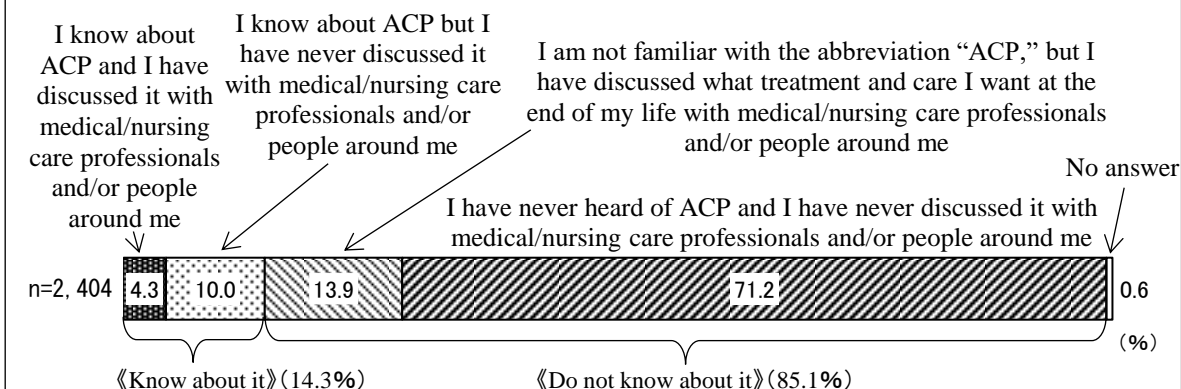
● Residence intentions in the event of needing nursing or medical care

When asked about the intention to reside in Setagaya City in the event of needing nursing or medical care, respondents who "want to continue living in Setagaya City", consisting of those who chose "Yes" (36.0%) and "For the most part, yes" (34.6%), accounted for 70.6% and respondents who "do not want to continue living in Setagaya City", consisting of those who chose "Not quite enough" (8.5%) and "No" (2.6%) accounted for 11.1%.



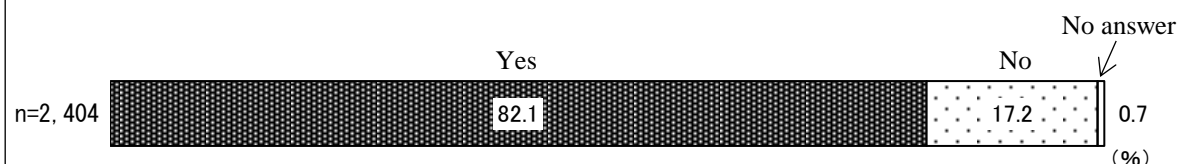
● Awareness of ACP (Advance Care Planning)

Asked how aware respondents were of ACP (Advanced Care Planning), 4.3% of them said "I know about ACP and I have discussed it with medical/nursing care professionals and/or people around me" and 10.0% "I know about ACP but I have never discussed it with medical/nursing care professionals and/or people around me", giving the total of 14.3% knew about it. 13.9% said "I am not familiar with the abbreviation "ACP," but I have discussed what treatment and care I want at the end of my life with medical/nursing care professionals and/or people around me" and 71.2% "I have never heard of ACP and I have never discussed it with medical/nursing care professionals and/or people around me", giving the total of 85.1% said they did not know about it.



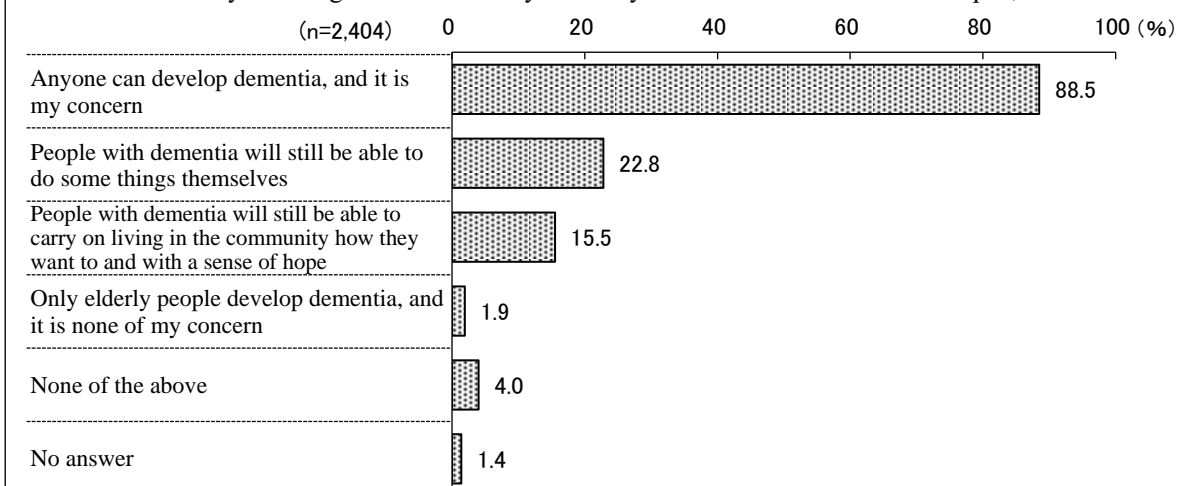
● Whether there is someone close to consult with

When asked about whether there is someone close to consult with when they have worries or concerns, 82.1% of respondents chose "Yes" and 17.2% chose "No."



● How people feel about dementia (multiple responses)

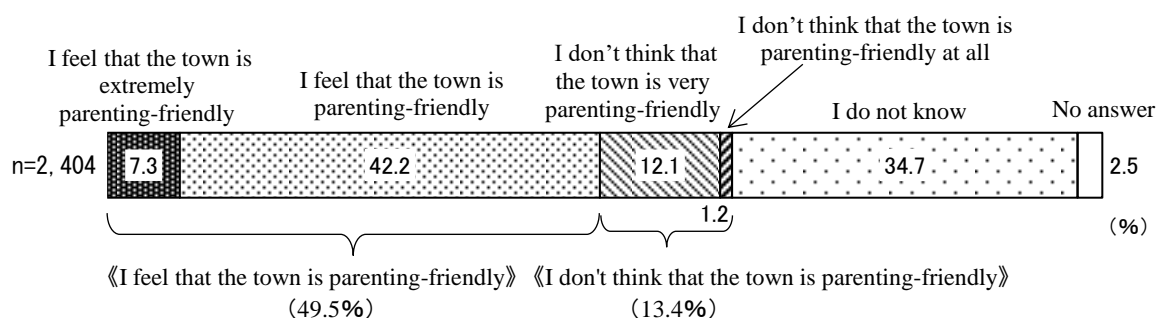
When asked about how they feel about dementia, respondents who chose "Anyone can develop dementia, and it is my concern" accounted for the highest percentage at 88.5%, followed by those who chose "People with dementia will still be able to do some things themselves", "People with dementia will still be able to carry on living in the community how they want to and with a sense of hope", etc.



6. Childrearing

● Child raising environment in Setagaya City

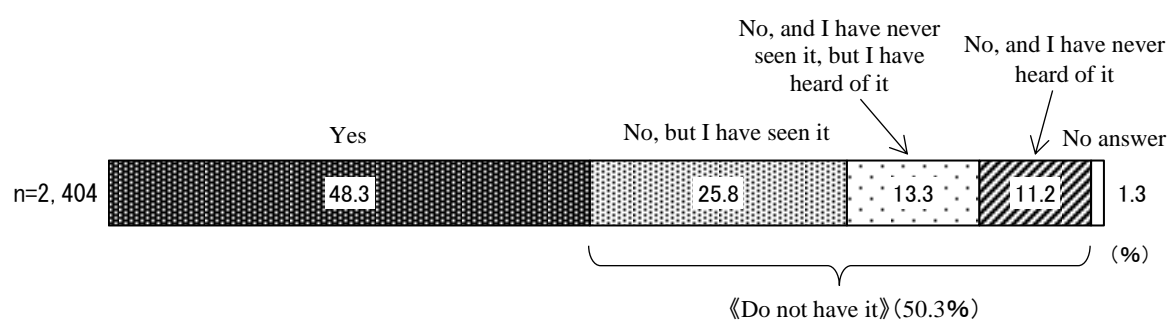
When asked about the child-rearing environment in Setagaya City, 7.3% of people replied "I feel that the town is extremely parenting-friendly", and 42.2% "I feel that the town is parenting-friendly" giving the total of 49.5% said "I feel that the town is parenting-friendly". 12.1% of them replied "I don't think that the town is very parenting-friendly" and 1.2% "I don't think that the town is parenting-friendly at all", giving the total of 13.4% said "I don't think that the town is parenting-friendly".



7. Disaster Preparations

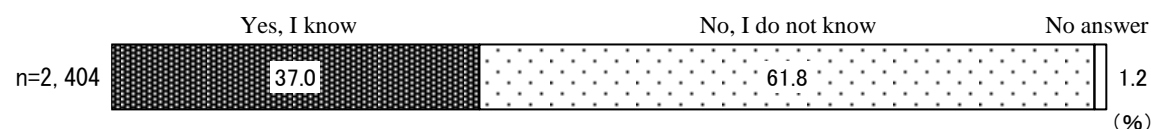
● Awareness of the hazard map

Asked how aware respondents were of the hazard map, 48.3% of them replied "Yes", they had a copy. 25.8% replied "No, but I have seen it", 13.3% "No, and I have never seen it, but I have heard of it" and 11.2% "No, and I have never heard of it", giving the total of 50.3% did not have it.



● Awareness of sheltering-at-home recommendations


Asked how aware respondents were of the City of Setagaya recommends sheltering-at-home, 37.0% answered "Yes, I know" and 61.8% answered "No, I do not know".



8. Local Community

● Intent to participate, and experience participating in, community activities

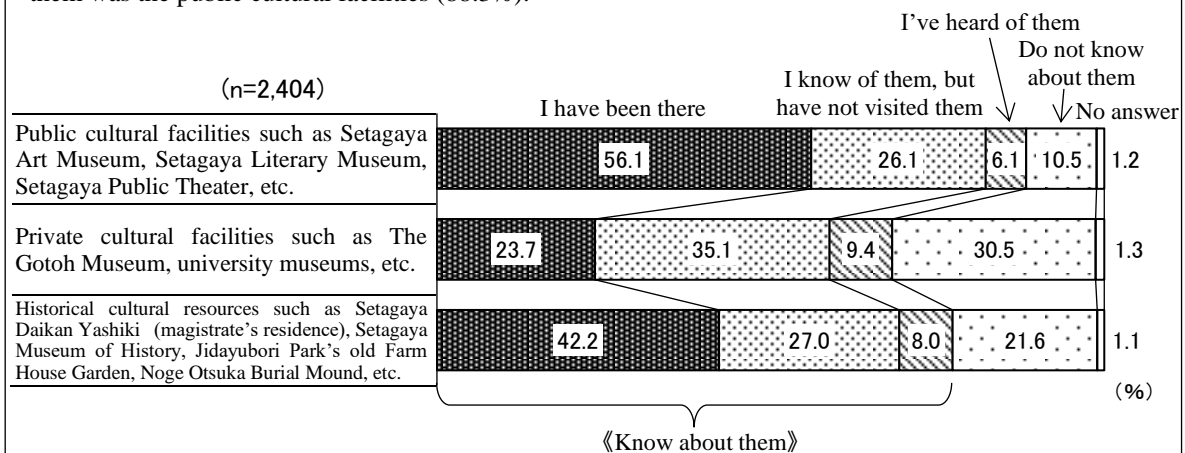
When asked whether respondents were participating in local community activities, 15.9% of them replied "I do participate" and 15.2% "I do not participate now, but I would like to in the future", giving the total of 31.2% said "I do participate or I would like to in the future". 67.9% of them replied "I do not participate".



9. Cultural Activities

● Awareness of the cultural and historic assets within Setagaya City

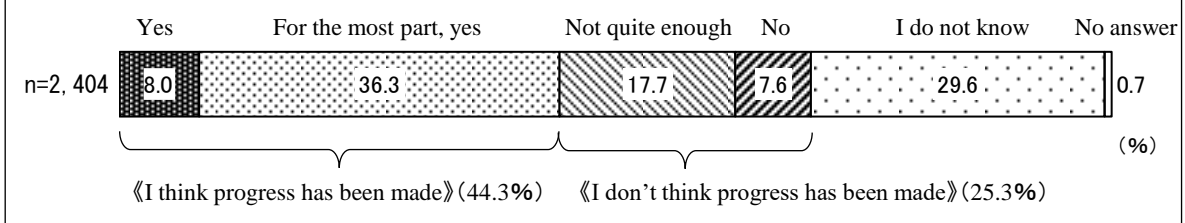
When respondents were asked about their awareness of the cultural and historic assets within Setagaya City, 56.1% said "I have been there" to the public cultural facilities, followed by the historical cultural resources (42.2%) and the private cultural facilities (23.7%). The highest response which they knew about them was the public cultural facilities (88.3%).



10. Multicultural Coexistence

● Progress of the city's efforts to become a multicultural coexistence society

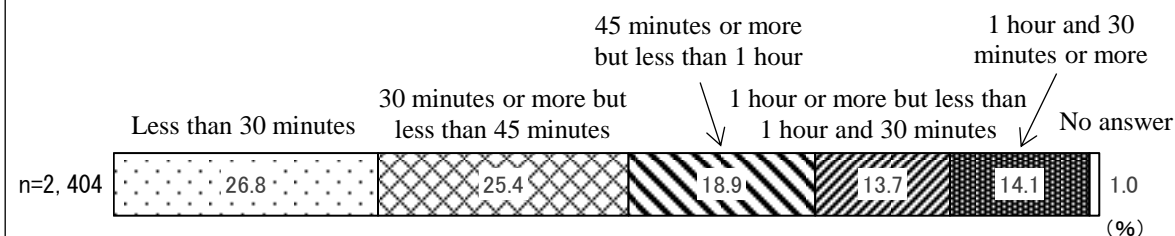
When asked about the progress of the city's efforts to become a multicultural coexistence society, 44.3% said "I think progress has been made" and 25.3% said "I don't think progress has been made".



11. Healthy living

● Amount of time spent walking per day

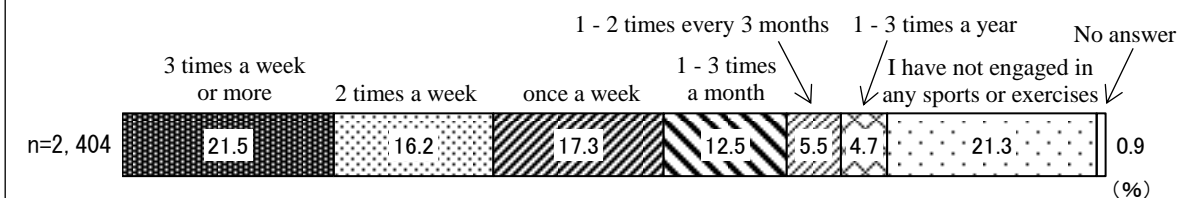
When asked about the amount of time spent walking per day, respondents who chose “Less than 30 minutes” accounted for the highest percentage at 26.8%, followed by those who chose “30 minutes or more but less than 45 minutes” at 25.4%, and those who chose “45 minutes or more but less than 1 hour”, “1 hour and 30 minutes or more” and “1 hour or more but less than 1 hour and 30 minutes”.



12. Sports

● Number of times residents exercised or participated in sports over the past year

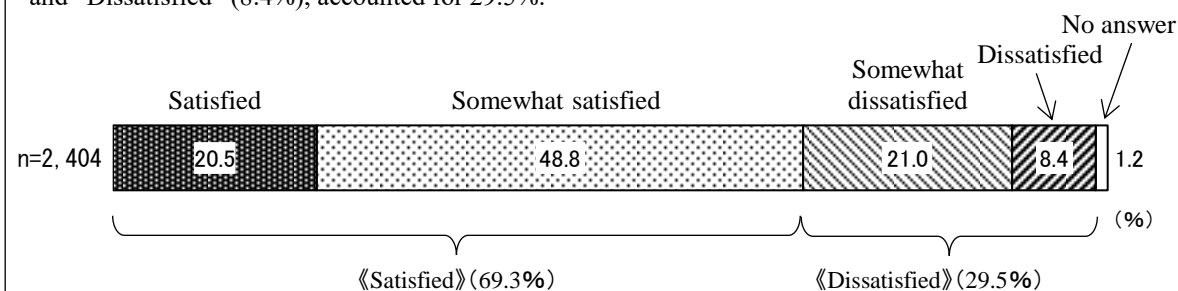
When respondents were asked how often they have exercised or participated in sports over the past year, respondents who chose “3 times a week or more” accounted for the highest percentage at 21.5%, followed by those who chose “I have not engaged in any sports or exercises” at 21.3%, and those who chose “once a week”, “2 times a week”, “1 - 3 times a month”, etc.



13. Transportation

● Satisfaction with transportation in Setagaya City

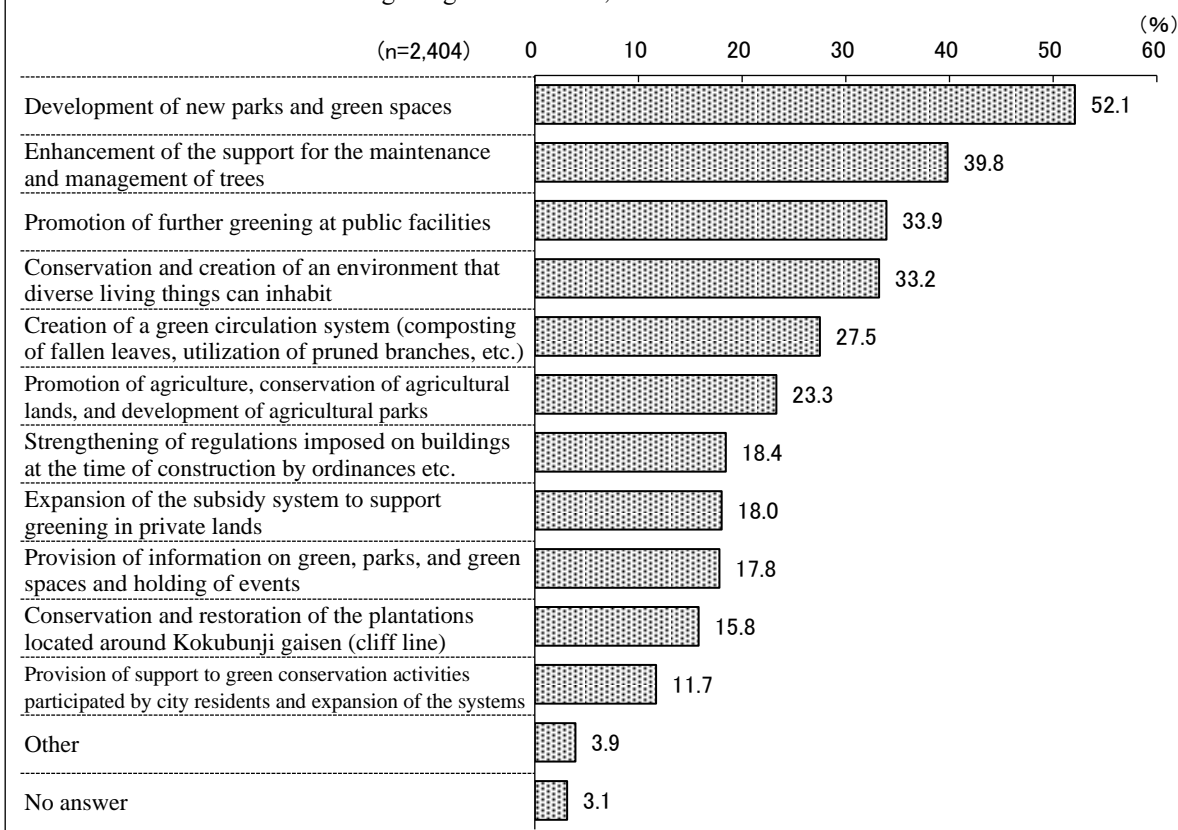
When asked about their satisfaction with transportation in Setagaya City, respondents who were satisfied, consisting of those who were “Satisfied” (20.5%) and “Somewhat satisfied” (48.8%), accounted for 69.3% and those who were dissatisfied, consisting of those who were “Somewhat Dissatisfied” (21.0%) and “Dissatisfied” (8.4%), accounted for 29.5%.



14. Green

● Efforts you would like the city to make to conserve and increase greenery (multiple responses)

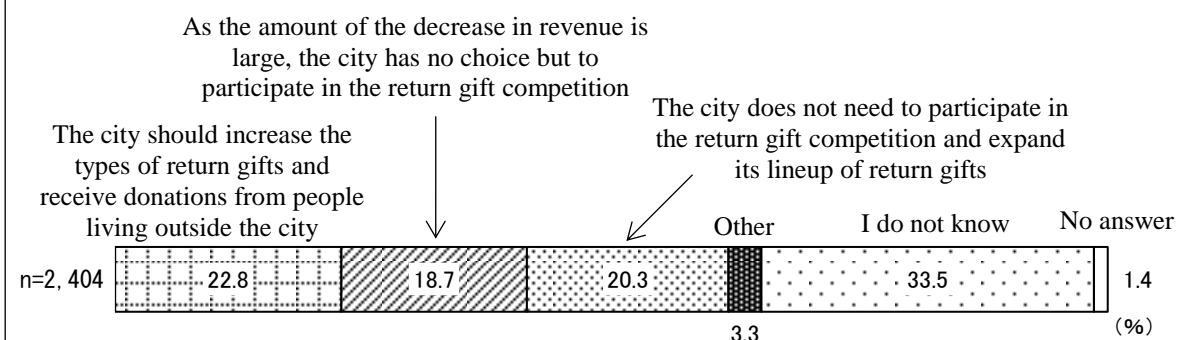
When asked about what kind of efforts they would like the city to make to conserve and increase greenery, respondents who chose “Development of new parks and green spaces” accounted for the highest percentage at 52.1%, followed by those who chose “Enhancement of the support for the maintenance and management of trees”, “Promotion of further greening at public facilities”, “Conservation and creation of an environment that diverse living things can inhabit”, etc.



15. Furusato Nozei (Hometown Tax Donations)

● About the city's stance on return gifts

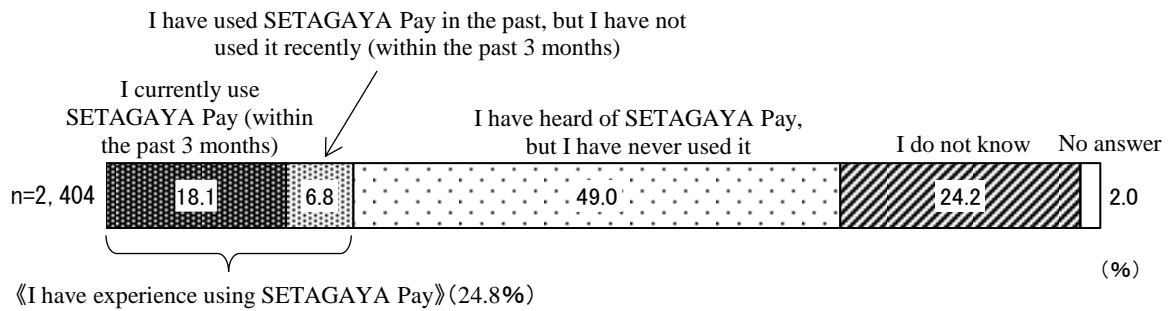
When asked about the city's stance on return gifts, respondents who chose “I do not know” accounted for the highest percentage at 33.5%, followed by “The city should increase the types of return gifts and receive donations from people living outside the city”, “The city does not need to participate in the return gift competition and expand its lineup of return gifts”, “As the amount of the decrease in revenue is large, the city has no choice but to participate in the return gift competition”, etc.



16. SETAGAYA Pay

● Awareness and usage of SETAGAYA Pay

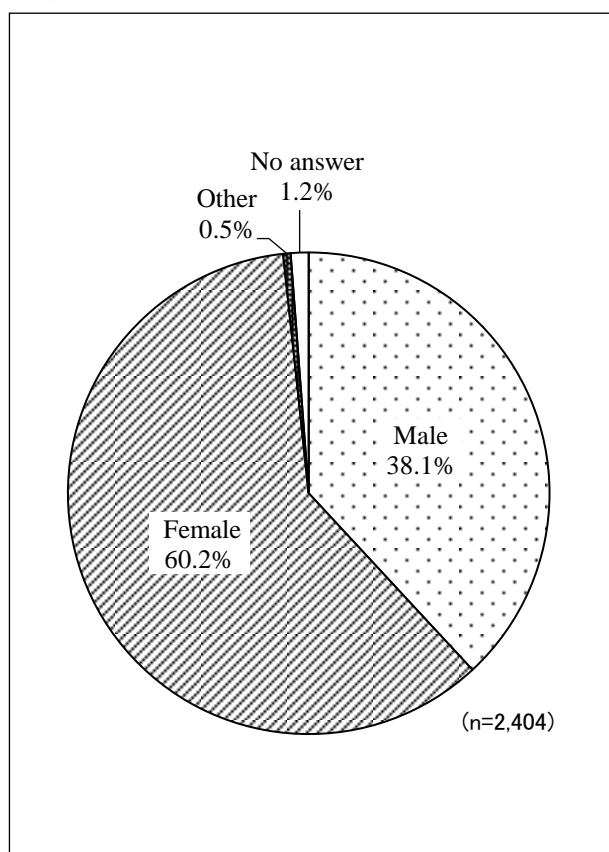
When respondents were asked about their awareness and experience of SETAGAYA Pay, the highest response was "I have heard of SETAGAYA Pay, but I have never used it" (49.0%). 18.1% said "I currently use SETAGAYA Pay (within the past 3 months)", and 6.8% "I have used SETAGAYA Pay in the past, but I have not used it recently (within the past 3 months)"; thus 24.8% of them overall have experience using it.



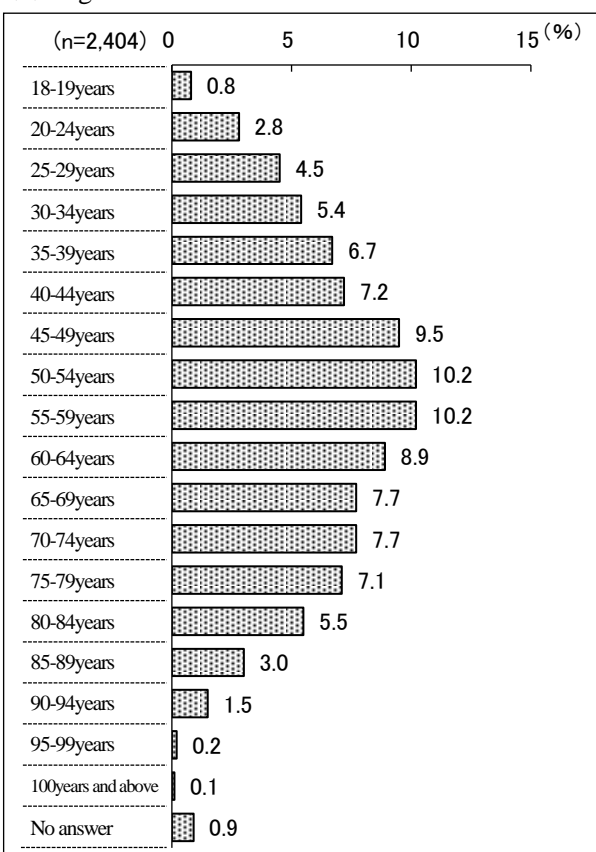
Sample distribution

Sample distribution

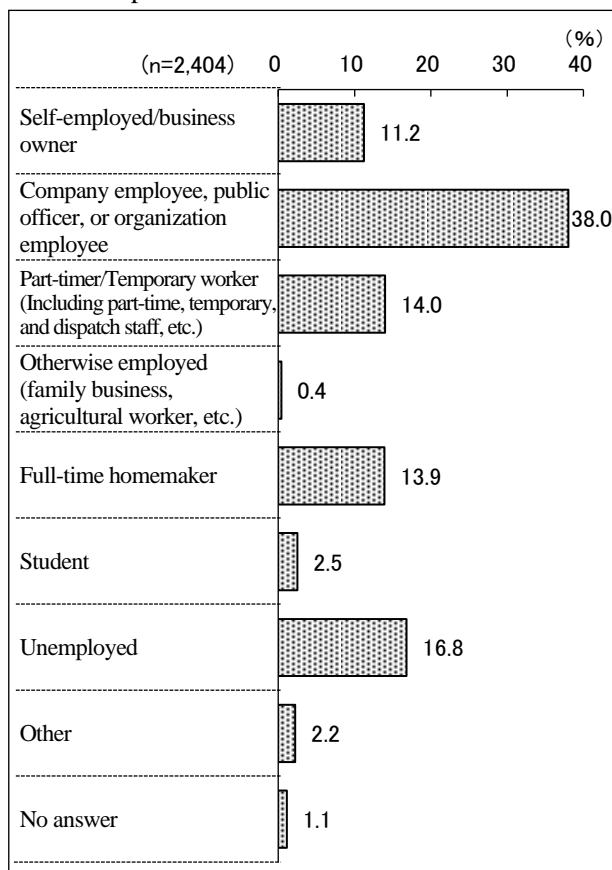
(1) Sex



(2) Age



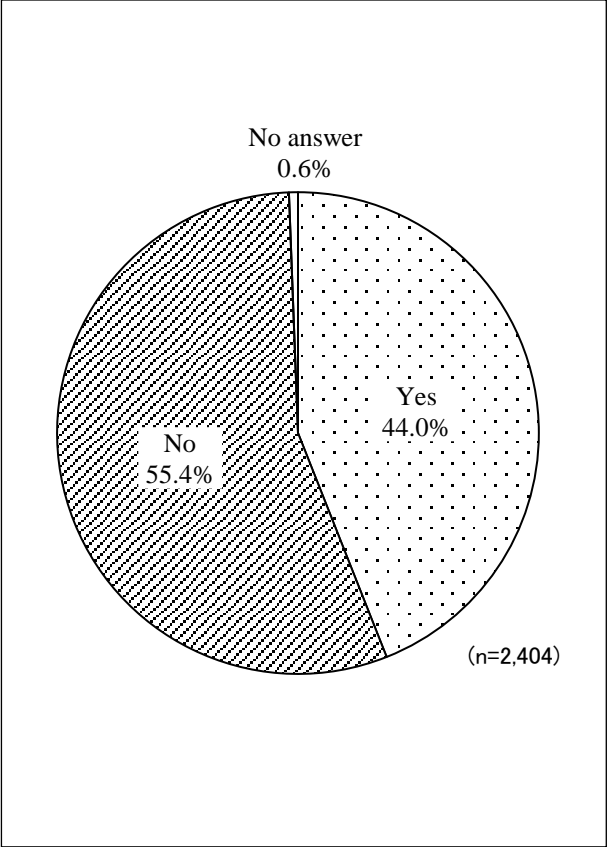
(3) Occupation



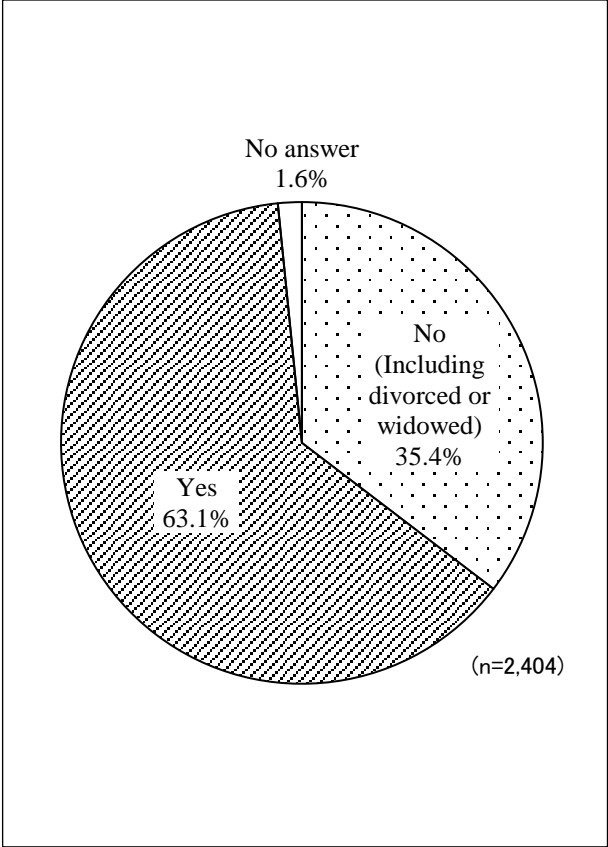
(4) Household composition



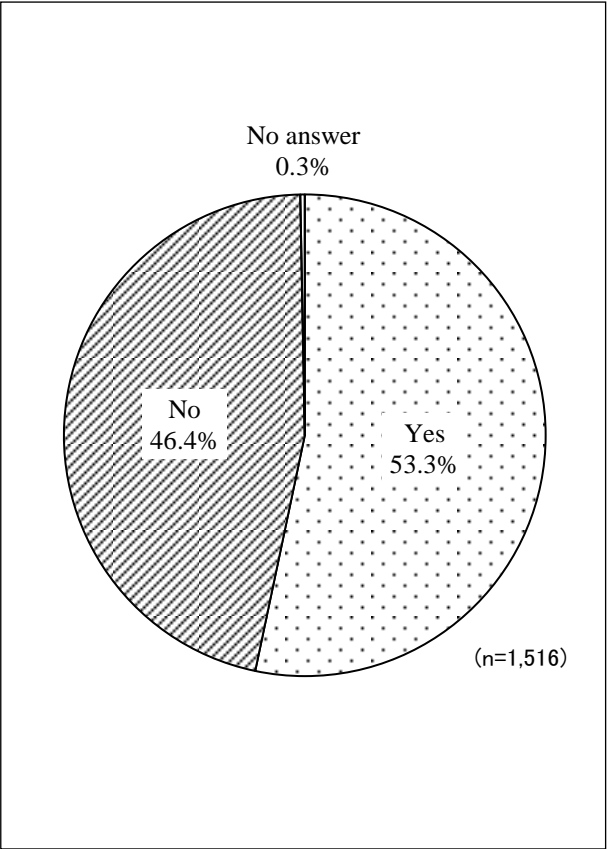
(5) Presence of elderly person(s) in family



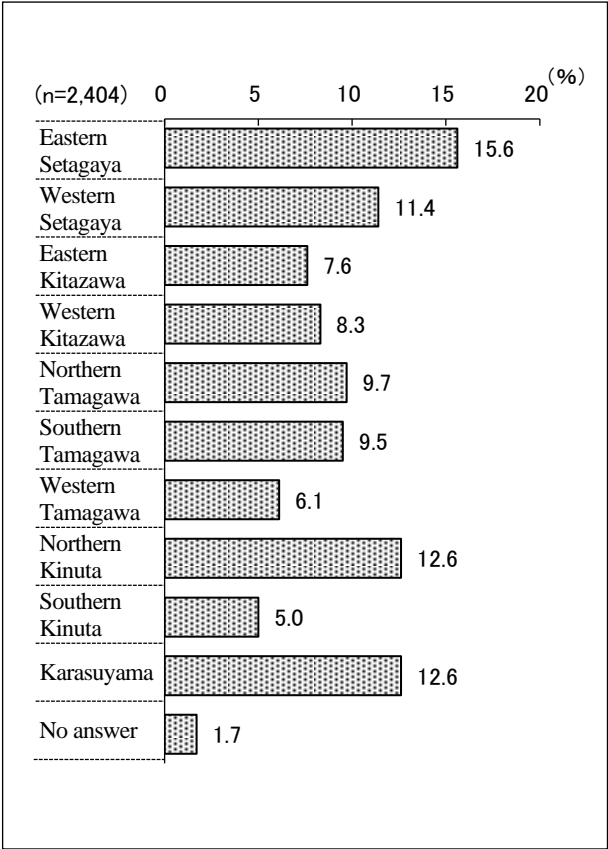
(6) Marital status



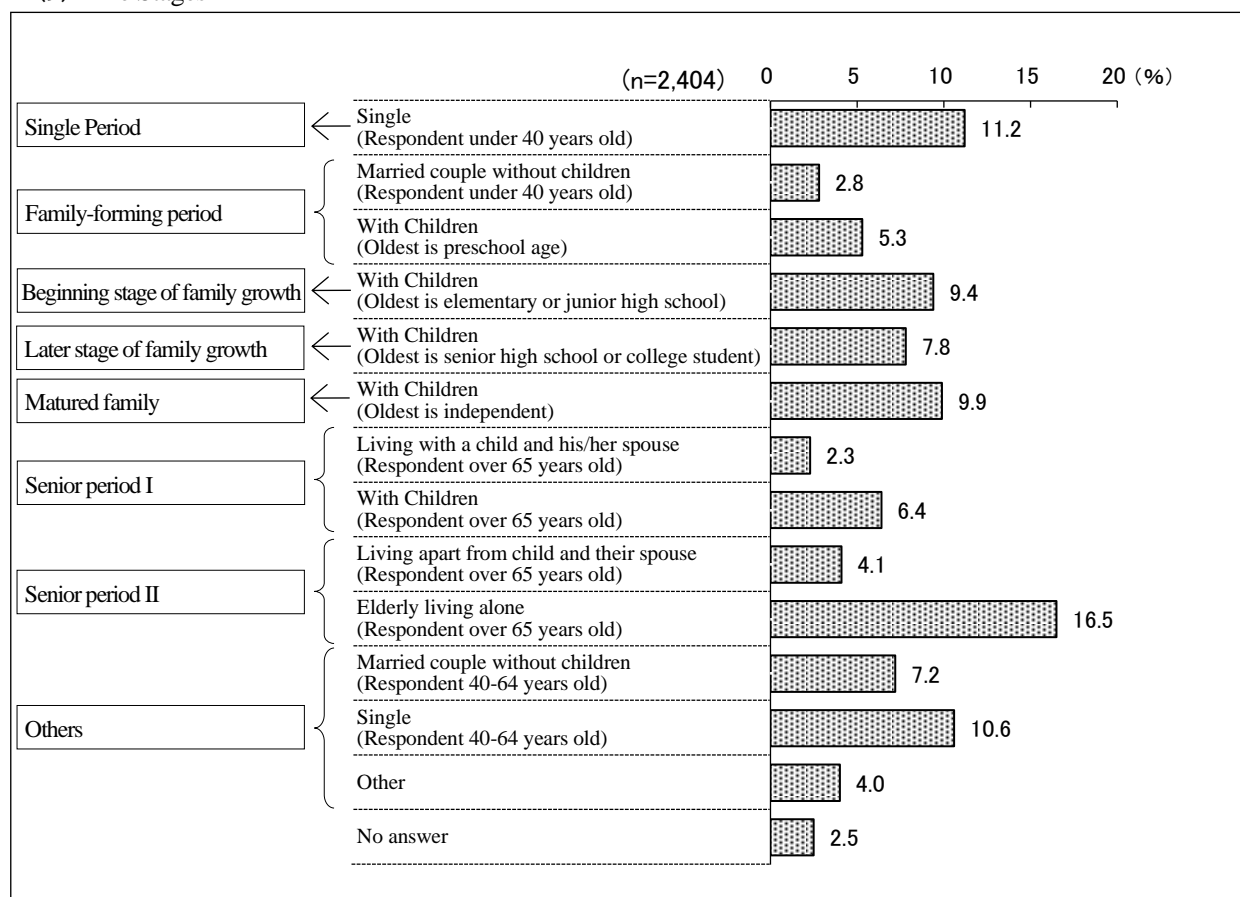
(7) Dual-income



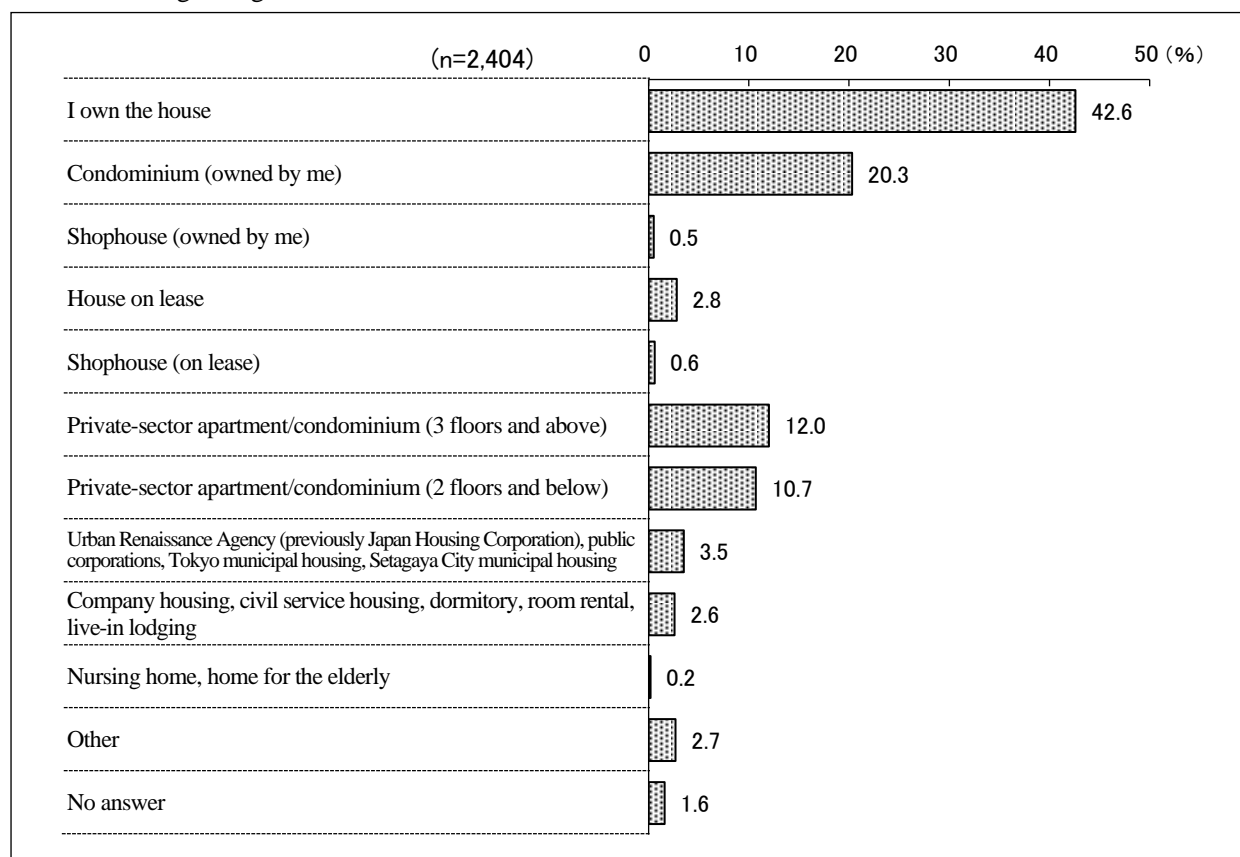
(8) Area of residence



(9) Life Stages



(10) Housing arrangements



Questionnaire and Result

This survey is conducted by the City of Setagaya.

The 2024 Attitude Survey of Setagaya Residents Questionnaire

Instructions

1. This questionnaire should be completed by the individual to whom the envelope it was enclosed in was addressed. However, if it would be difficult for the individual to whom it was addressed to complete it, a family member may do so instead.
2. Please begin with the first question and answer all the questions in the questionnaire in order.
3. Please select your answer by circling (○) the appropriate number.
4. The number of answers to be selected (Choose one) (Choose all that apply) is indicated for each question. Please select the respective number of answers as indicated.
5. You can send in your answers via postal service or on the Internet.

Please answer the survey questions by Wednesday, June

≫ ≫ Please call the number listed below for any inquiries relating to the contents of this questionnaire.

Setagaya Call

Tel 03-5432-3333

[8:00 a.m. - 9:00 p.m. (everyday)]

≫ ≫ Research body

**Public Relations and Public Hearing Division,
Policy Planning Department, City of Setagaya**

How to reply by mail

1. Please complete the questionnaire using a black ballpoint pen or a pencil.
2. When you are finished, please place the questionnaire in the enclosed envelope (no postage required) and post it.

How to answer the questions via the Internet (The questions are written in both Japanese and English.)

You can complete the questionnaire using your computer or smartphone.

URL : <https://0000/>

Your ID number : a12345



1. If you log-out of the questionnaire part-way through, you can log-in again later using your ID to continue answering the questions from where you left off.
2. The ID is randomly assigned and do not identify you. It is impossible to match people with their ID.
3. If you are using the Internet to provide your answers to the survey, you do not need to submit the paper questionnaire.

<Steps to answering the questions via the Internet>

- ① In order to answer the questions, please visit the page via the URL or 2D code shown on the cover of this questionnaire.
- ② You can change the language by clicking “日本語” (Japanese) or “English” in the upper right part of the screen.
- ③ Please enter your ID number as shown on the cover and click the “Next” button in the lower right part of the screen.
- ④ Please follow the instructions shown on the screen to answer the questions. You can complete the questionnaire by pressing the “Submit” button after answering all the questions.

[Smartphone]

[Computer/Tablet]

【 Intention of Permanent Residence 】

(All respondents)

Q1. Approximately how long have you lived in Setagaya City? (Choose one)

1	Less than 1 year	2. 6	5	10 to less than 18 years	15. 3
2	1 to less than 3 years	6. 8	6	18 to less than 30 years	21. 8
3	3 to less than 6 years	6. 9	7	30 years or more	38. 3
4	6 to less than 10 years	7. 5		(No answer)	0. 7

(All respondents)

Q2. Are you satisfied with your current day-to-day life? (Choose one)

1	Satisfied	27. 5	3	Dissatisfied	8. 9
2	Somewhat satisfied	59. 7	4	Very dissatisfied	1. 5
			5	I do not know	1. 6
				(No answer)	0. 9

(All respondents)

Q3. Do you think that Setagaya City is a livable city, or do you feel that it is a difficult place to live in? (Choose one)

1	Very livable	44. 3	4	Somewhat difficult to live in	3. 7
2	Somewhat livable	41. 3	5	Very difficult to live in	0. 6
3	Neither livable nor difficult to live in	9. 2		(No answer)	0. 9

(All respondents)

Q4. Do you wish to continue living in Setagaya City? (Choose one)

1	Yes, I wish to continue living in Setagaya City	83. 1		Please proceed to Q4-1
2	I do not really wish to continue living in Setagaya City	4. 1		→ Please proceed to Q4-2
3	No, I do not wish to continue living in Setagaya City	0. 5		
4	I neither wish nor do not wish to continue living in Setagaya City	11. 4		→ Please proceed to Q5
				(No answer) 0. 9

▼ (Please answer Q4-1 if you selected 1 in Q4.) (n=1, 998)

Q4-1. Why do you wish to continue living in Setagaya City? Please select your answer from the following options.

(Choose all that apply)

1	I am used to living here	70. 0	8	Good interpersonal relationships	17. 7
2	I have lived here ever since I was born	14. 5	9	Well-developed educational, cultural,	
3	I own the land (house)	39. 4		or other social facilities	20. 2
4	Good housing conditions (spacious houses, etc.)	9. 3	10	Work or commercial reasons	7. 4
5	Good living environment (nature, town, etc.)	48. 3	11	Suitable level of economic burden (rent,	
6	Convenient for everyday life			etc.)	2. 2
	(commuting, shopping, etc.)	65. 7	12	Friendly city for raising children	10. 0
7	Good transport accessibility		13	Other	2. 7
	(for commuting to work, school, etc.)	38. 7	14	I do not know	0. 1
				(No answer)	0. 2

(Please answer Q4-2 if you selected 2 or 3 in Q4.) (n=110)

Q4-2. Why do you not wish to continue living in Setagaya City? Please select your answer from the following options.
(Choose all that apply)

1	I am not used to the neighborhood	13. 6	8	There is hardly any interaction with the	
2	It is not the place where I was born and raised	22. 7		community/neighbors	10. 9
3	I do not own the land (house)	9. 1	9	Poorly-developed educational, cultural, or	
4	Poor housing conditions (small houses, etc.)	30. 9		other social facilities	20. 9
5	Poor living environment (nature, town, etc.)	21. 8	10	Work or commercial reasons	4. 5
6	Inconvenient for everyday life (commuting, shopping, etc.)	21. 8	11	High level of economic burden (rent, etc.)	40. 9
7	Poor transport accessibility (for commuting to work, school, etc.)	8. 2	12	It is not a friendly city for raising children	13. 6
			13	Other	18. 2
			14	I do not know	0. 9

(No answer) 0. 9

(All respondents)

Q5. What problems do you face in the community where you live? Please select your answer from the following options. (Choose up to 3 answers)

«Community development and Living»			«Transportation»		
1	Lack of parks or places for sporting activities	9. 0	11	Inconvenient transport system	8. 2
2	Houses are located too close to one another	16. 3	12	Heavy traffic (by car, etc.)	11. 4
3	There are many abandoned bicycles and they are a nuisance	4. 5	13	It is very difficult to cross the railway crossings	14. 9
4	There are no evacuation areas or emergency shelters nearby for times of emergency	4. 4	14	The roads are narrow and dangerous	25. 0
5	Public order in the locality is not sufficiently secure	1. 2	-----		
6	Graffiti, illegal advertising, brochures for sex businesses	2. 0	«Environment and Garbage»		
7	Poorly developed environment for child-care	2. 9	15	I am disturbed by noise and vibrations	9. 4
8	Facilities for residents are difficult to use	11. 4	16	The air is very polluted	3. 5
9	Facilities for senior citizens are difficult to use	4. 0	17	Littering of cigarettes, empty cans, etc.	9. 6
10	Inconvenient for shopping	9. 2	18	Poor smoking etiquette, such as smoking on the street	10. 4
			19	Poor manners in taking out the garbage; garbage and resources are not separated	7. 7
			20	Damage caused by birds or other creatures (crows, etc.)	20. 9
			21	Pollution caused by pets (dogs, cats, etc.)	6. 0
			22	Other	7. 1
			23	Nothing in particular	14. 9
				(No answer)	2. 8

【 City Government 】

(All respondents)

Q6. Which of the following do you feel that are necessary initiatives that the city should pursue actively in the future?
Please select your answer from the following options. (Choose up to 3 answers)

《Health and Welfare》		
1	Promotion of healthy living	12. 1
2	Measures to look out for the elderly, promotion of community mutual supports	14. 0
3	Enrichment of welfare for senior citizens	24. 8
4	Enrichment of welfare for the disabled	5. 6
5	Supports for the needy	7. 7

《Children and Youth, Education》		
6	Supports for youth demonstrating the abilities	12. 3
7	Enrichment of lifelong learning	5. 9
8	Promotion of ICT (information and communication technology)	6. 3
9	Enhancement of the environment for raising children	19. 8
10	Enhancement in the quality of education in the municipal schools	13. 0
11	Promotion of abuse-free society, and supports for children and families	11. 2

《Living and Community》		
12	Promotion of local communities	7. 8
13	Measures for crime prevention and community safety	24. 5
14	Support for consumers	11. 4
15	Respect for diversity (Respect for human rights, Promotion of gender equality, etc.)	4. 6
16	Promotion of culture and arts	9. 0
17	Promotion of lifelong sports	5. 0
18	Promotion of sanitation and resource recycling	8. 5
19	Promotion of local business and employment	2. 9

《City Development》		
20	Creation of a disaster resilient city	33. 5
21	Housing policy	5. 9
22	Development of parks and green spaces	11. 7
23	Protection of the natural environment	10. 7
24	Conservation and creation of the cityscape	4. 7
25	Development of transportation networks	11. 7
26	Management and maintenance of roads	10. 1

27	Other	1. 7
28	Nothing in particular	3. 7
		(No answer) 1. 3

【 Reception of City-Staff 】

(All respondents)

Q7. What is your impression toward the city administrative counter services and response toward residents?

(Choose one)

1	Very good	31.6		Please proceed to Q7-1
2	Fairly good	35.6		
3	Neither good nor poor	26.3	→	Please proceed to Q8
4	Rather poor	3.2	→	Please proceed to Q7-2
5	Very poor	0.6		
		(No answer)	2.8	

(Please answer Q7-1 if you selected 1 or 2 in Q7.) (n=1,614)

Q7-1. Which of the following left a good impression on you? (Choose up to 2 answers)

1	Explanations were easy to understand	27.9	4	Staff was friendly and polite	60.5
2	Fast and accurate service	38.0	5	Staff spoke politely	9.4
3	Pleasant service	8.8		(No answer)	1.0

(Please answer Q7-2 if you selected 4 or 5 in Q7.) (n=91)

Q7-2. Which of the following left a poor impression on you? (Choose up to 2 answers)

1	Explanations were difficult to understand	24.2	4	Service was not friendly	52.7
2	I was kept waiting for service	31.9	5	Staff did not speak politely	14.3
3	I was passed around from staff to staff	30.8		(No answer)	1.1

(All respondents)

Q8. Which of the following do you think the city should pay attention to in the future with regard to staff service?

(Choose up to 3 answers)

(Choose up to 5 answers)					
1	Grooming and appearance	2.9	6	Efforts to process the administration so that residents	
2	Explanations that are easy to understand	38.1		are not kept waiting	45.3
3	Use of name-tags	2.1	7	Create a cheerful atmosphere at the counters	9.5
4	Pleasant greetings	6.6	8	Consideration for personal privacy	12.9
5	Friendly and polite service	36.7	9	Other	2.9
			10	Nothing in particular	19.1
				(No answer)	6.9

【 Public Relations 】

The City of Setagaya provides information on its efforts and useful information related to the local communities in the city's newsletters and on its website and social media platforms.

(All respondents)

Q9. Where do you get information on the city's efforts and useful information related to the local communities?

(Choose all that apply)

1	Municipal newsletter "SETAGAYA" (The city's newsletter)	43. 8	10	Setagaya Benricho	7. 5
2	The city's website	25. 6	11	Setagaya Call (an inquiry center)	1. 5
3	The city's official X (formerly Twitter) account	3. 2	12	City Public Relations Board (a bulletin board placed by the city)	13. 4
4	The city's official Facebook account	0. 3	13	Leaflets and brochures made by the city	8. 4
5	The city's official LINE account	3. 8	14	Community and neighborhood associations' circular notices	21. 6
6	The city's official Instagram account	0. 3	15	Other	1. 8
7	The email distribution service (email newsletter)	3. 3	16	I don't get information in particular	25. 2
8	Machihiro (The smartphone app)	0. 2		(No answer)	1. 0
9	FM Setagaya	1. 3			

(All respondents)

Q10. Which efforts or information do you want to know more about from the city? (Choose all that apply)

1	City measures, plans, and financial situation	16. 8	9	Garbage collection and recycling	22. 1
2	City procedures (notifications, certifications, applications, etc.)	25. 7	10	Environment and energy	5. 0
3	Tax, pension, and insurance	29. 8	11	Information on using city facilities	22. 0
4	Crime and disaster prevention	22. 0	12	Information on entertainments and events by the city	30. 6
5	Children, childcare, and education	15. 6	13	Introduction of local communities	13. 2
6	Health, medical services, and welfare	25. 8	14	Information on online services (applications, consultations, etc.)	17. 2
7	Housing, roads, transportation, and community development	16. 5	15	Other	1. 1
8	Work and employment	8. 0	16	Nothing in particular	10. 5
				(No answer)	1. 8

【 Welfare and Healthcare 】

(All respondents)

Q11. Would you like to continue living in Setagaya City even if you need long-term care or medical care?

(Choose one)

1	Yes	36. 0	3	Not quite enough	8. 5
2	For the most part, yes	34. 6	4	No	2. 6
			5	I do not know	17. 6
				(No answer)	0. 6

(All respondents)

Q12. Are you aware of the Welfare Hotlines provided by the twenty-eight districts of the city for receiving consultation inquiries through cooperation between community development centers, Anshin-sukoyaka centers (community comprehensive support centers), and social welfare councils? (Choose one)

1	I have used them	17.4
2	I have heard of them	26.5
3	Although I did not know what they were called, I was aware of such efforts	9.1
4	I do not know	46.4
(No answer)		0.6

(All respondents)

Q13. Have you heard of in-home medical care, which provides examination, treatment, and nursing care in the home? (Choose one)

1	I use it for myself, or a person close to me does	10.7
2	I have heard of the program (and understand the difference between house calls and in-home medical care) but have not used it	19.6
3	I have heard of the program (but do not understand the difference between house calls and in-home medical care) but have not used it	36.2
4	I do not know	32.9
(No answer)		0.6

ACP (Advance Care Planning) refers to the process of repeatedly discussing what treatment and care you want at the end of your life with medical and nursing care professionals, family members, and other people around you whom you can trust.

(All respondents)

Q14. Have you heard of ACP (Advance Care Planning)? (Choose one)

1	I know about ACP and I have discussed it with medical/nursing care professionals and/or people around me	4.3
2	I know about ACP but I have never discussed it with medical/nursing care professionals and/or people around me	10.0
3	I am not familiar with the abbreviation "ACP," but I have discussed what treatment and care I want at the end of my life with medical/nursing care professionals and/or people around me	13.9
4	I have never heard of ACP and I have never discussed it with medical/nursing care professionals and/or people around me	71.2
(No answer)		0.6

The City of Setagaya has established a comprehensive support system and promotes community welfare to become a city that enables everyone to live with peace of mind and leaves no one behind.

(All respondents)

Q15. Do you have anyone to talk to when you have concerns or worries? (Choose one)

1	Yes	82.1	2	No	17.2	(No answer)	0.7
---	-----	------	---	----	------	-------------	-----

(All respondents)

Q16. Do you currently have concerns or worries in your daily life? (Choose one)

1	Yes	51.3	Please proceed to Q16-1
2	No	46.4	→ Please proceed to Q17
(No answer)		2.3	

(Please answer Q16-1 if you selected 1 in Q16.) (n=1, 234)

Q16-1. Do you receive support from government agencies or private organizations, such as NPOs, for your concerns or worries in your daily life? (Choose one)

1	Yes	7.2	2	No	92.8	(No answer)	0.0
---	-----	-----	---	----	------	-------------	-----

(All respondents)

Q17. Which one of the following statements is the closest to your view on mutual support among community members, such as reaching out to people around you who have concerns or worries? (Choose one)

1	It is necessary, and I want to actively reach out to such people	18.9
2	I think it is necessary, but I cannot reach out to such people by myself	52.7
3	Mutual support among community members is not necessary	5.2
4	Other	3.5
5	I do not know	16.6

(No answer) 3.1

Dementia is a condition (difficulty in daily life activities) that is caused by the impairment of the functions of the brain due to various causes, such as a brain disease, that interfere with a person's daily or social life. In 2020, the "Setagaya City Hope Ordinance on Coexistence with People with Dementia" was enacted in order to make the city a place where all individuals' hopes and rights are respected, and they can live how they want to with peace of mind.

(All respondents)

Q18. How do you feel about dementia? (Choose all that apply)

1	Only elderly people develop dementia, and it is none of my concern	1.9
2	Anyone can develop dementia, and it is my concern	88.5
3	People with dementia will still be able to do some things themselves	22.8
4	People with dementia will still be able to carry on living in the community how they want to and with a sense of hope	15.5
5	None of the above	4.0

(No answer) 1.4

【 Childrearing 】

(All respondents)

Q19. Do you feel that Setagaya City has a parenting-friendly environment? (Choose one)

1	I feel that the town is extremely parenting-friendly	7.3	3	I don't think that the town is very parenting-friendly	12.1
2	I feel that the town is parenting-friendly	42.2	4	I don't think that the town is parenting-friendly at all	1.2
			5	I do not know	34.7
			(No answer)		2.5

【 Disaster Preparations 】

(All respondents)

Q20. Are you trying to take disaster prevention steps on a daily basis? Please choose an answer for items (1) to (3).

(Choose one answer for each)

	I am trying	I guess I am trying	I am not trying much	I am not trying	Do not know	(No answer)
(1) Improvement of knowledge of disaster prevention	15.1	51.5	20.9	7.0	4.0	1.5
(2) Participation in shelter management training and disaster prevention schools in the district	3.0	12.1	24.8	44.1	13.6	2.4
(3) Assistance for *residents in need of assistance in evacuation	3.4	13.9	22.3	33.0	24.6	2.8

*Residents in need of assistance in evacuation: among the elderly persons and the handicapped people, those who have trouble evacuating by themselves from their homes during times of disaster, and have trouble calling for help.

The "Setagaya City Flood Hazard Map" has been created to help the city's residents be prepared to protect themselves from flood damage on a daily basis. The map contains information such as the areas at risk of flooding, the anticipated depth of the flooding, the location of evacuation centers, how to evacuate, and how to gather more information, so that residents can check the risks of water damage and what they should do. In addition to distributing the map to all households in Setagaya City in September 2020, we also began distributing the map at the move-in notification offices in the Tamagawa/Kinuta district in August 2021.

(All respondents)

Q21. Do you have a copy of the "Setagaya City Flood Hazard Map"? (Choose one)

1	Yes	48.3
2	No, but I have seen it	25.8
3	No, and I have never seen it, but I have heard of it	13.3
4	No, and I have never heard of it	11.2
(No answer)		1.3

The City of Setagaya recommends sheltering-at-home. Evacuation centers are places that take in people who are no longer able to live in their homes due to fire or building collapse in the event of a disaster. As a general rule, if your home is undamaged in a disaster, you should stay there and use water and food supplies that you have accumulated and stored for you and your family's use (Shelter-at-Home). Sheltering-at-home when possible is an extremely important measure for preventing overcrowding in evacuation centers.

(All respondents)

Q22. Do you know that the City of Setagaya recommends sheltering-at-home? (Choose one)

1	Yes, I know	37.0	2	No, I do not know	61.8	(No answer)	1.2
---	-------------	------	---	-------------------	------	-------------	-----

(All respondents)

Q23. How many days' supply of water and food do you have stored in your home for a disaster? (Choose one)

1	1-2 days	22.3	4	1 week or longer	10.4
2	3 days	31.9	5	I have no supply of water or food stored in my home	14.3
3	4-6 days	20.3		(No answer)	0.9

(All respondents)

Q24. Do you have emergency electrical power stored in your home for a disaster? (Choose all that apply)

1	I have a small generator stored at home	3.0
2	I have a small portable storage battery stored at home	7.0
3	I have a portable charger stored at home	26.9
4	I have a hand-crank generator stored at home	10.0
5	I have installed solar batteries	4.3
6	I can secure electrical power from electric cars, etc.	2.5
7	No, I do not have any electrical power stored at home	58.0
	(No answer)	1.9

(All respondents)

Q25. How many days' supply of portable toilets do you have stored in your home for a disaster? (Choose one)

1	1-2 days	18.0	4	1 week or longer	8.8
2	3 days	13.5	5	I have no supply of portable toilets stored in my home	47.5
3	4-6 days	11.1		(No answer)	1.0

【 Local Community 】

(All respondents)

Q26. Do you participate in *community activities? (Choose one)

1	I do participate	15.9
2	I do not participate now, but I would like to in the future	15.2
3	I do not participate	67.9
	(No answer)	1.0

*Community activities: neighborhood association, NPO/volunteer group, childrearing support activities, youth development activities, seniors support activities, festivals/events, crime-prevention/disaster-preparedness activities, preventative long-term care activities/healthy living activities, sports activities, cultural/artistic activities, environment beautification/recycling activities, traffic safety activities, community business, etc.

【 Cultural Activities 】

(All respondents)

Q27. How aware are you of the literature museums, theaters, and cultural resources, such as cultural assets and historic sites, within Setagaya City? Please select an answer for items (1) to (3). (Choose one answer for each)

	I have been there	I know of them, but have not visited them	I've heard of them	Do not know about them	(No answer)
(1) Public cultural facilities such as Setagaya Art Museum, Setagaya Literary Museum, Setagaya Public Theater, etc.	56.1	26.1	6.1	10.5	1.2
(2) Private cultural facilities such as The Gotoh Museum, university museums, etc.	23.7	35.1	9.4	30.5	1.3
(3) Historical cultural resources such as Setagaya Daikan Yashiki (magistrate's residence), Setagaya Museum of History, Jidayubori Park's old Farm House Garden, Noge Otsuka Burial Mound, etc.	42.2	27.0	8.0	21.6	1.1

【 Multicultural Coexistence 】

(All respondents)

Q28. Do you think Setagaya City is an advanced city in terms of multicultural coexistence from the perspective of the coexistence of international and Japanese residents? (Choose one)

1	Yes	8.0	3	Not quite enough	17.7
2	For the most part, yes	36.3	4	No	7.6
			5	I do not know	29.6
(No answer)					0.7

(All respondents)

Q29. The City of Setagaya is promoting commitment of international residents and others in communities through encouraging them to actively participate in local festival, disaster preparation drills, and volunteer activities.

Do you think that the number of international residents and others participating in community activities is increasing? (Choose one)

1	Yes	2.9	3	Not quite enough	22.5
2	For the most part, yes	14.7	4	No	11.6
			5	I do not know	47.5
(No answer)					0.8

(All respondents)

Q30. The City of Setagaya aims to realize an intercultural society by holding interactive events that help participants understand each other's diverse cultures and encouraging city residents to deepen their understanding of each other's cultures to eliminate prejudice and discrimination.

Do you think prejudice and discrimination against foreign nationals and others have decreased in the city?

(Choose one)

1	Yes	6.4	3	Not quite enough	11.3
2	For the most part, yes	29.2	4	No	4.8
			5	I do not know	47.5
(No answer)					0.8

【 Healthy living 】

The City of Setagaya aims to realize a society where people can stay healthy and happy throughout their lives by advancing the development of the environment and systems where everyone can live safely with peace of mind in cooperation with city residents, community organizations, and businesses, while encouraging every city resident to take an interest in his or her own health and voluntarily make efforts to live healthily.

(All respondents)

Q31. How long do you walk in total per day? (Including commuting to and from school/work on foot, moving around indoors, and strolling) (Choose one)

1	Less than 30 minutes	26.8	4	1 hour or more but less than 1 hour and 30 minutes	13.7
2	30 minutes or more but less than 45 minutes	25.4	5	1 hour and 30 minutes or more	14.1
3	45 minutes or more but less than 1 hour	18.9			
(No answer)					1.0

【 Sports 】

The City of Setagaya aims to realize a society that enables lifetime sporting activities in which anyone can enjoy and grow more familiar with sports and recreation anytime, anywhere.

(All respondents)

Q32. How often do you stay committed to sports or exercise (including walking, light exercise, exercise as preventive care, and any recreational activities) during the past year? (Choose one)

1	3 times a week or more	21.5	5	1 - 2 times every 3 months	5.5
2	2 times a week	16.2	6	1 - 3 times a year	4.7
3	once a week	17.3	7	I have not engaged in any sports or exercises	21.3
4	1 - 3 times a month	12.5		(No answer)	0.9

(All respondents)

Q33. Do you think sports help you improve your quality of life? (Choose one)

1	I feel they are of great help	25.5	3	I don't really feel they are of help	6.0
2	I feel they are of help	50.5	4	I don't feel they are of help at all	1.6
			5	I do not know	15.5
				(No answer)	0.9

(All respondents)

Q34. Do you feel sports give you opportunities to interact with new people? (Choose one)

1	Definitely yes	16.8	3	Not really	19.3
2	For the most part, yes	35.7	4	Definitely no	6.7
			5	I do not know	20.6
				(No answer)	1.0

(All respondents)

Q35. Do you think sports help revitalize local communities? (Choose one)

1	I think they are of great help	9.7	3	I don't really think they are of help	14.0
2	I think they are of help	39.6	4	I don't think they are of help at all	3.0
			5	I do not know	32.6
				(No answer)	1.0

Universal sports are sports that anyone can enjoy (including parasports such as boccia and recreations sports).

(All respondents)

Q36. Are you interested in universal sports? (Choose one)

1	Very interested	3.4	3	Not really interested	42.1
2	Interested	26.0	4	Not interested at all	11.3
			5	I do not know	16.0
				(No answer)	1.2

【 Transportation 】

The City of Setagaya aims to become a city where everyone can utilize various modes of transportation and travel comfortably and safely with peace of mind by comprehensively working on transportation-oriented city development in cooperation and collaboration with city residents and transportation operators to improve and expand the transportation network and improve the transportation environment in areas that have inconvenient public transportation systems.

(All respondents)

Q37. Are you satisfied with the transportation methods (ways of getting around) in Setagaya City? (Choose one)

1	Satisfied	20.5	3	Somewhat dissatisfied	21.0
2	Somewhat satisfied	48.8	4	Dissatisfied	8.4
				(No answer)	1.2

(All respondents)

Q38. How often do you usually ride a bicycle? (Choose one)

1	5 or more days/week	21. 3	
2	Approximately 3 days/week	12. 1	Please proceed to Q38-1
3	Approximately 1 day/week	11. 4	
4	I (almost) never ride a bicycle	53. 2	→ Please proceed to Q39
	(No answer)	2. 1	

(Please answer Q38-1 if you selected 1 or 2 or 3. in Q38.) (n=1, 075)

Q38-1. What are your main reasons for riding a bicycle? (Choose one)

1	To commute to/from work/school (to/from the railway station)	14. 0
2	To commute to/from work/school (to/from my destination)	14. 2
3	shopping	44. 9
4	To take my children to/from school	9. 4
5	Leisure, athletics	7. 2
6	Other	5. 0

(No answer) 5. 2

(All respondents)

Q39. Have you collided or nearly collided with a bicycle while walking over the past year? (Choose one)

1	Yes	41. 1	2	No	57. 7	(No answer)	1. 2
---	-----	-------	---	----	-------	-------------	------

【 Green 】

The City of Setagaya promotes the Setagaya Green 33 project with the objective of achieving a ※¹greenery ratio of 33% in the city by 2032 (the 100th anniversary of its incorporation as a city).

In addition, our lives are supported by the blessings of ※²biodiversity created through interactions among diverse living things, such as food, water, contact with nature, and climate regulation. The city aims to create an environment where people can coexist with other living things, and everyone can actually experience the blessings of biodiversity.

※¹ Green: The elements that make up nature, such as soil, plants, living organisms, and water, and the cultural and historical elements brought about through interactions with people.

Greenery ratio: The proportion of the area obtained by adding the area of water surface, such as rivers, and the area of the parts of parks that are not covered by greenery to the area where the land is covered by greenery (plantations, grasslands, agricultural lands, and rooftop green areas) in the total area of the city.

※² Biodiversity: A state in which numerous living things interact and coexist in numerous places.

(All respondents)

Q40. What efforts do you want the city to make to conserve and increase greenery? (Choose all that apply)

1	Development of new parks and green spaces	52.1
2	Conservation and restoration of the plantations located around Kokubunji gaisen (cliff line)	15.8
3	Promotion of agriculture, conservation of agricultural lands, and development of agricultural parks	23.3
4	Expansion of the subsidy system to support greening in private lands	18.0
5	Enhancement of the support for the maintenance and management of trees	39.8
6	Promotion of further greening at public facilities	33.9
7	Strengthening of regulations imposed on buildings at the time of construction by ordinances etc.	18.4
8	Conservation and creation of an environment that diverse living things can inhabit	33.2
9	Provision of information on green, parks, and green spaces and holding of events	17.8
10	Provision of support to green conservation activities participated by city residents and expansion of the systems	11.7
11	Creation of a green circulation system (composting of fallen leaves, utilization of pruned branches, etc.)	27.5
12	Other	3.9
(No answer)		3.1

【 Furusato Nozei (Hometown Tax Donations) 】

Furusato Nozei is a system whereby an individual can make a donation to a local government. In principle, the individual pays tax on 2,000 yen of the donation, then the rest is tax deductible (up to a certain limit).

Many local governments give gifts in return to donors who participated in Furusato Nozei.

(All respondents)

Q41. Residents of Setagaya City can participate in Furusato Nozei (make donations) to the city and take income and resident tax deductions. Did you know that? (Choose one)

1	Yes	58.2	2	No	41.2	(No answer)	0.6
---	-----	------	---	----	------	-------------	-----

(All respondents)

Q42. Did you participate in Furusato Nozei (make donations) in 2023? (Choose one)

1	Made a donation to Setagaya City	0.7
2	Made a donation to another local government	27.7
3	Made donations to both Setagaya City and another local government	0.5
4	Didn't make any donations	70.3

(No answer) 0.8

(All respondents)

Q43. Under the current system, the City of Setagaya cannot give return gifts to residents. However, the city gives return gifts to donors living outside the city. Please select one statement that is the closest to your opinion on the city's stance. (Choose one)

1	The city should increase the types of return gifts and receive donations from people living outside the city	22.8
2	As the amount of the decrease in revenue is large, the city has no choice but to participate in the return gift competition	18.7
3	The city does not need to participate in the return gift competition and expand its lineup of return gifts	20.3
4	Other	3.3
5	I do not know	33.5

(No answer) 1.4

(All respondents)

Q44. The amount of the decrease in revenue from municipal resident's tax caused by Furusato Nozei has been increasing year by year, and it amounted to approximately 9.9 billion yen in FY 2023. Did you know that? (Choose one)

1	I know that	27.7	Please proceed to Q44-1
2	Though I knew the city's revenue had decreased, I didn't know the amount (9.9 billion yen)	31.0	
3	I didn't know	39.7	→ Please proceed to Q45

(No answer) 1.5

(Please answer Q44-1 if you selected 1 or 2 in Q44.) (n=1,413)

Q44-1. How did you learn about the decrease in revenue? (Choose all that apply)

1	TV news or newspaper report	61.1	5	The city's official social media accounts	1.1
2	Internet article	32.1	6	Press conference held by the mayor	5.9
3	Municipal newsletter	27.2	7	Other	9.6
4	The city's website	4.7	(No answer)		1.0

【 SETAGAYA Pay 】

“SETAGAYA Pay” is cashless payment app that can be used in Setagaya City. The app was launched in February 2021 by the Setagaya Federation of Shopping Centers Promotion Association with the support of the City of Setagaya.

(All respondents)

Q45. Do you know “SETAGAYA Pay”? If so, have you ever used “SETAGAYA Pay”? (Choose one)

1	I currently use SETAGAYA Pay (within the past 3 months)	18. 1	→ Please proceed to F1
2	I have used SETAGAYA Pay in the past, but I have not used it recently (within the past 3 months)	6. 8	Please proceed to Q45-1
3	I have heard of SETAGAYA Pay, but I have never used it	49. 0	
4	I do not know	24. 2	→ Please proceed to F1
(No answer)		2. 0	

(Please answer Q45-1 if you selected 2 or 3 in Q45.) (n=1, 341)

Q45-1. Why aren't you using SETAGAYA Pay? (Choose all that apply)

1	Because no large-scale return campaigns have been held	10. 4
2	Because the charging methods are limited	19. 1
3	Because the SETAGAYA Pay app can be used at only a few shops	27. 8
4	Because the SETAGAYA Pay app cannot be used at the shops where I want to use it	15. 1
5	Because the SETAGAYA Pay app is difficult/inconvenient to use	6. 9
6	Because the app's only payment method is the user scan method (the customer scans the 2D code); the store scan method is not available	2. 2
7	Because I don't have/use a smartphone	3. 1
8	Because I don't know how to install or use the app	16. 2
9	Because I already use credit cards and other companies' 2D code payment services and I don't want to further increase my payment methods	44. 9
10	Because I am not comfortable using cashless payment services	12. 9
11	Because I feel worried about my personal information being leaked or used without authorization	14. 0
12	Other	9. 2

(No answer) 0. 7

*** Basic Information***

(All respondents)

F1. What is your sex? (Choose one)

1	Male	38.1	2	Female	60.2	3	Other	0.5	(No answer)	1.2
---	------	------	---	--------	------	---	-------	-----	-------------	-----

F2. How old are you? (Choose one)

1	18–19 years	0.8	7	45–49 years	9.5	13	75–79 years	7.1
2	20–24 years	2.8	8	50–54 years	10.2	14	80–84 years	5.5
3	25–29 years	4.5	9	55–59 years	10.2	15	85–89 years	3.0
4	30–34 years	5.4	10	60–64 years	8.9	16	90–94 years	1.5
5	35–39 years	6.7	11	65–69 years	7.7	17	95–99 years	0.2
6	40–44 years	7.2	12	70–74 years	7.7	18	100 years and above	0.1
(No answer)								0.9

F3. What is your occupation? (Choose one)

1	Self-employed/business owner	11.2	5	Full-time homemaker	13.9
2	Company employee, public officer, or organization employee	38.0	6	Student	2.5
3	Part-timer/Temporary worker (Including part-time, temporary, and dispatch staff, etc.)	14.0	7	Unemployed	16.8
4	Otherwise employed (family business, agricultural worker, etc.)	0.4	8	Other	2.2
				(No answer)	1.1

F4. What is your household structure (who are family members living with you)? (Choose one)

1	Husband and wife only (one-generation household)	27. 8
2	Parents and a child/children (two-generation household)	41. 3
3	Parents, a child/children, and a grandchild/grandchildren (three-generation household)	3. 6
4	Living alone	19. 7
5	Other	6. 2
		(No answer)
		1. 3

F5. Is there anyone at the age of 65 or older in your household, including yourself? (Choose one)

1	Yes	44.0	2	No	55.4	(No answer)	0.6
---	-----	------	---	----	------	-------------	-----

F6. Do you have a spouse? (Choose one)

1	No (Including divorced or widowed)	35.4	→ Please proceed to F7
2	Yes	63.1	Please proceed to F6-1
		(No answer)	1.6

(Please answer F6-1 if you selected 2 in F6.) (n=1, 516)

F6-1. Are you and your spouse both working? (Choose one)

1	Yes	53.3	2	No	46.4	(No answer)	0.3
---	-----	------	---	----	------	-------------	-----

(All respondents)

F7. Which of the following is applicable to you? (Choose one)

1	Single	25.4
2	I have children (the eldest is in preschool)	5.3
3	I have children (the eldest is in elementary/junior high school)	9.4
4	I have children (the eldest is in high school/university)	8.0
5	I have children (the eldest is independent: graduated from school, employed, married, etc.)	16.3
6	Living with my children and their spouse (I am 65 years and above)	2.3
7	Living apart from my children and their spouse (I am 65 years and above)	4.1
8	Senior citizens only (I am 65 years and above)	6.8
9	Husband and wife only	16.2
10	Other	4.0

(No answer) 2.2

F8. Which of the following housing conditions is applicable to you? (Choose one)

1	I own the house	42.6
2	Condominium (owned by me)	20.3
3	Shophouse (owned by me)	0.5
4	House on lease	2.8
5	Shophouse (on lease)	0.6
6	Private-sector apartment/condominium (3 floors and above)	12.0
7	Private-sector apartment/condominium (2 floors and below)	10.7
8	Urban Renaissance Agency (previously Japan Housing Corporation), public corporations, Tokyo municipal housing, Setagaya City municipal housing	3.5
9	Company housing, civil service housing, dormitory, room rental, live-in lodging	2.6
10	Nursing home, home for the elderly	0.2
11	Other	2.7

(No answer) 1.6

F9. In which district do you live? (Choose one)

1	Eastern Setagaya	(Ikejiri, Shimouma, Mishuku, Taishido, Sangenjaya, Nozawa, Wakabayashi, Kamiyama, Komazawa 1-chome to 2-chome)	15.6
2	Western Setagaya	(Setagaya, Tsurumaki, Miyasaka, Sakura, Kyodo, Sakuragaoka)	11.4
3	Eastern Kitazawa	(Kitazawa, Daizawa, Ohara, Hanegi, Daita)	7.6
4	Western Kitazawa	(Matsubara, Umegaoka, Gotokuji, Akatsutsumi, Sakurajosui)	8.3
5	Northern Tamagawa	(Komazawa-koen, Komazawa 3-chome to 5-chome, Shimmachi, Fukasawa, Sakura-shimmachi, Yoga, Kami-yoga, Tamagawadai)	9.7
6	Southern Tamagawa	(Okusawa, Higashi-tamagawa, Tamagawa Den-en chofu, Todoroki, Oyamadai, Tamazutsumi)	9.5
7	Western Tamagawa	(Nakamachi, Noge, Seta, Kaminoge, Tamagawa)	6.1
8	Northern Kinuta	(Funabashi, Chitosedai, Soshigaya, Kinuta, Seijo)	12.6
9	Southern Kinuta	(Okura, Kinuta-koen, Okamoto, Kamata, Kitami, Unane)	5.0
10	Karasuyama	(Hachiman-yama, Minami-karasuyama, Kasuya, Kita-karasuyama, Kyuden, Kami-soshigaya, Kami-kitazawa)	12.6

(No answer) 1.7

Thank you for your cooperation.

※ Please return the completed questionnaire by post by June 5.

2024 Attitude Survey of Setagaya Residents (summary)
Published in September 2024

Published by:	Public Relations and Public Hearing Division, Policy Planning Department, City of Setagaya 21-27, Setagaya 4-chome, Setagaya-ku, Tokyo TEL: 03 (5432) 2014 FAX: 03 (5432) 3001
Survey conducted by:	Adams Communications Co., Ltd. 6F BRIGHT CORE BLDG ANNEX, 1-8-17 Kamitakaido, Suginami-ku, Tokyo TEL: 03 (6847) 5757 FAX: 03 (6847) 5756